

Labour Market Information News

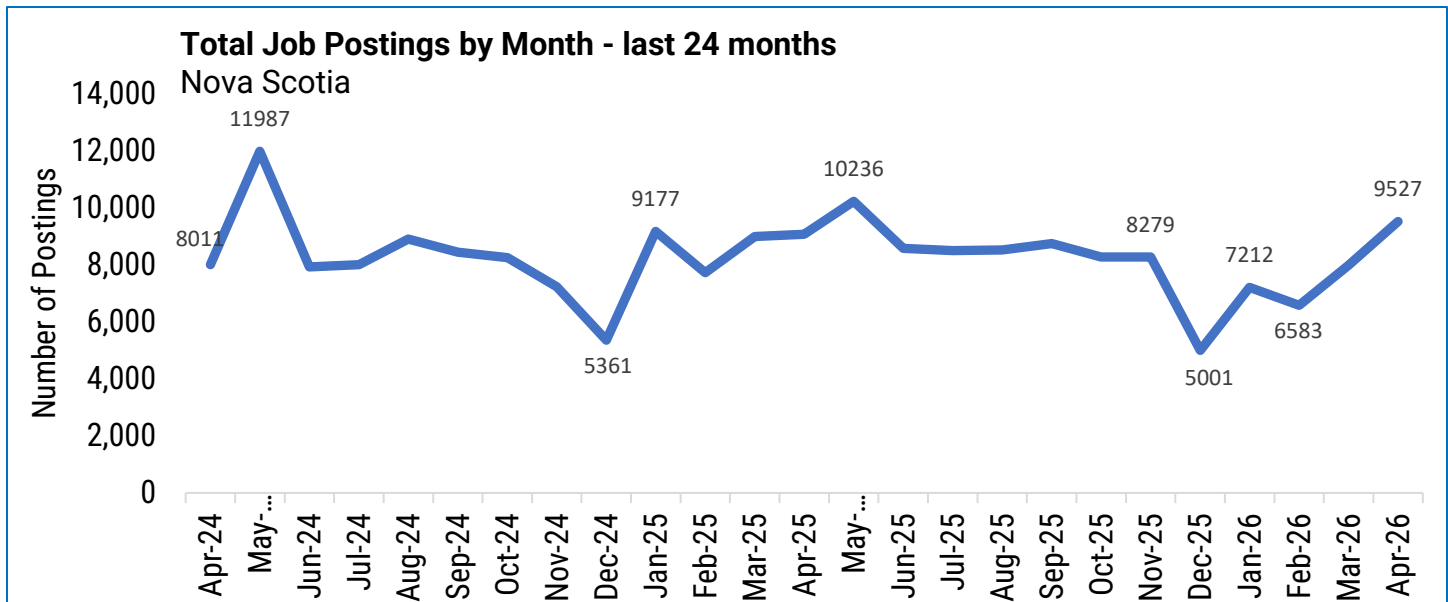
Published by the Department of Labour, Skills and Immigration

May 2026

Online Job Postings in Nova Scotia – April 2026

Overview

The total number of job postings in Nova Scotia measured by Vicinity Jobs was 9,527 during the month of April 2026 (seasonally unadjusted). Total postings increased by 454 (+5.0%) compared to April 2025. This data is preliminary and may be revised.



During April, the number of job postings by industry was highest for “retail trade” and “accommodation and food services,” followed by “health care & social assistance.”

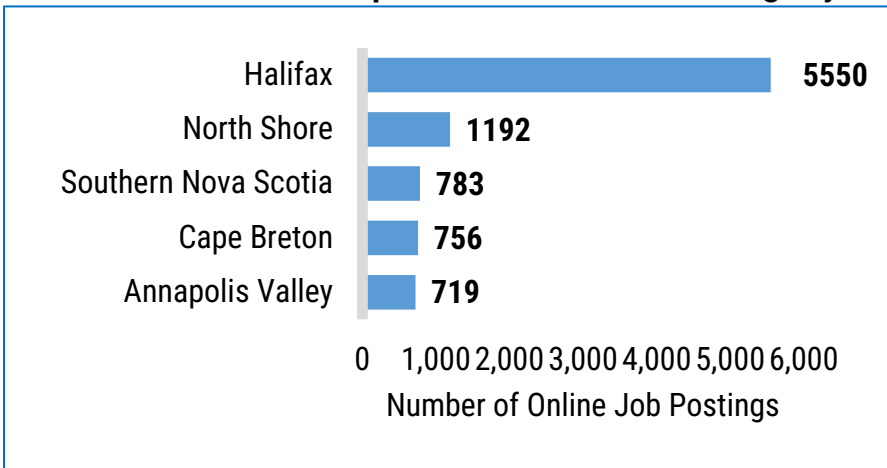
Total Online Job Postings

- During April 2026, there were 9,527 online job postings in Nova Scotia – 1,542 postings higher than the prior month. Year-over-year, the number of postings was 5.0% higher than in April 2025, when 9,073 jobs were posted.
- The average number of postings over the trailing 12-month period (May 2025 to April 2026) was 8,122 – 3.6% lower than the average in the same period in the previous year (May 2024 to April 2025) of 8,425.

Labour Market Information News

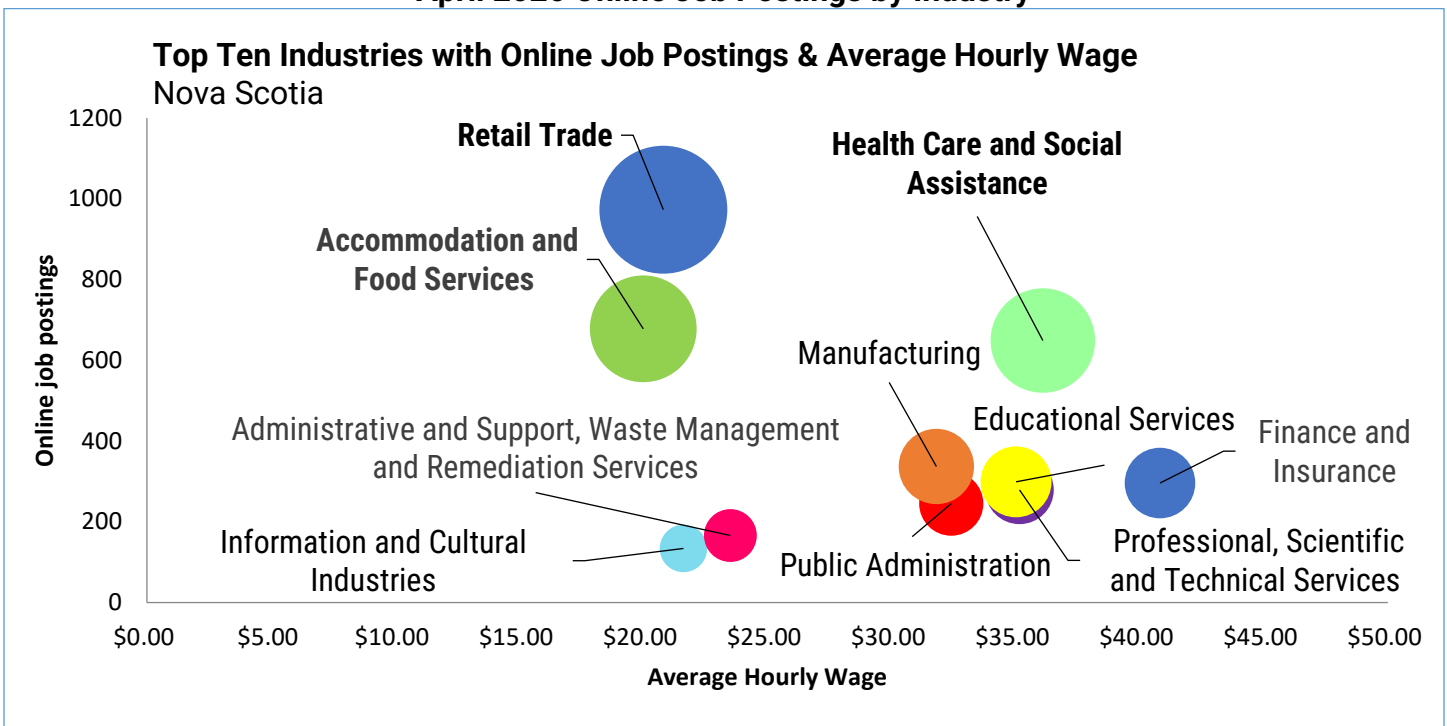
Department of Labour, Skills and Immigration, Research, Accountability & Intergovernmental Affairs Division

April 2026 Online Job Postings by Economic Region



- Most online job postings in April were in the Halifax economic region (5,550 postings, 61.7% of postings with identified economic regions).
- This was followed by the North Shore (13.2%), Southern (8.7%), Cape Breton (8.4%), and Annapolis Valley (8.0%) regions.
- Economic regions were identified in 94.5% of job postings.

April 2026 Online Job Postings by Industry



- The chart above contains the top ten industries by total online job postings in Nova Scotia and their offered average hourly wage in April 2026.
- “Retail trade” (973 postings, 20.8%) had the highest number of job postings, followed by “accommodation and food services” (678 postings, 14.5%) in April. “Health care and social assistance” came in third (649 postings, 13.9%).
- The highest average hourly wage was offered in “utilities” (\$50.20/hour), followed by “finance and insurance” (\$40.82/hour), and “construction” (\$38.12/hour).

Labour Market Information News

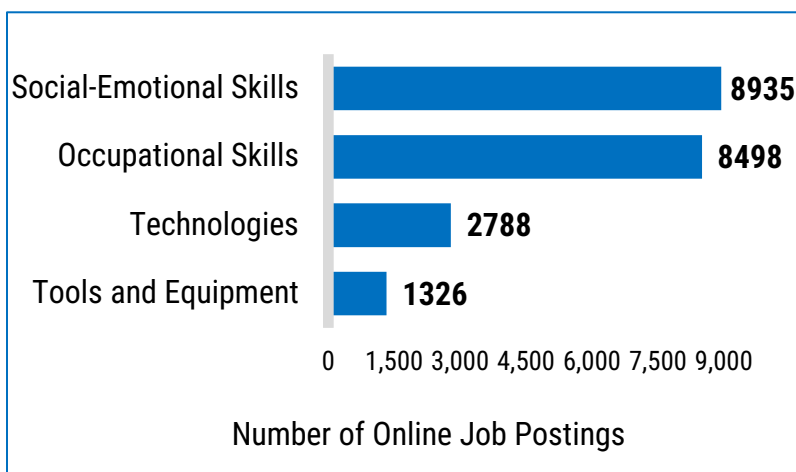
Department of Labour, Skills and Immigration, Research, Accountability & Intergovernmental Affairs Division

April 2026 Online Job Postings by Occupation Category



- The occupation category with the most online job postings in April was “sales and service occupations,” accounting for 41.2% of all identifiable postings, followed by “business, finance and administration” (16.6%), and “trades, transport and equipment operators and related” (15.2%).

April 2026 Online Job Postings by Skill Group



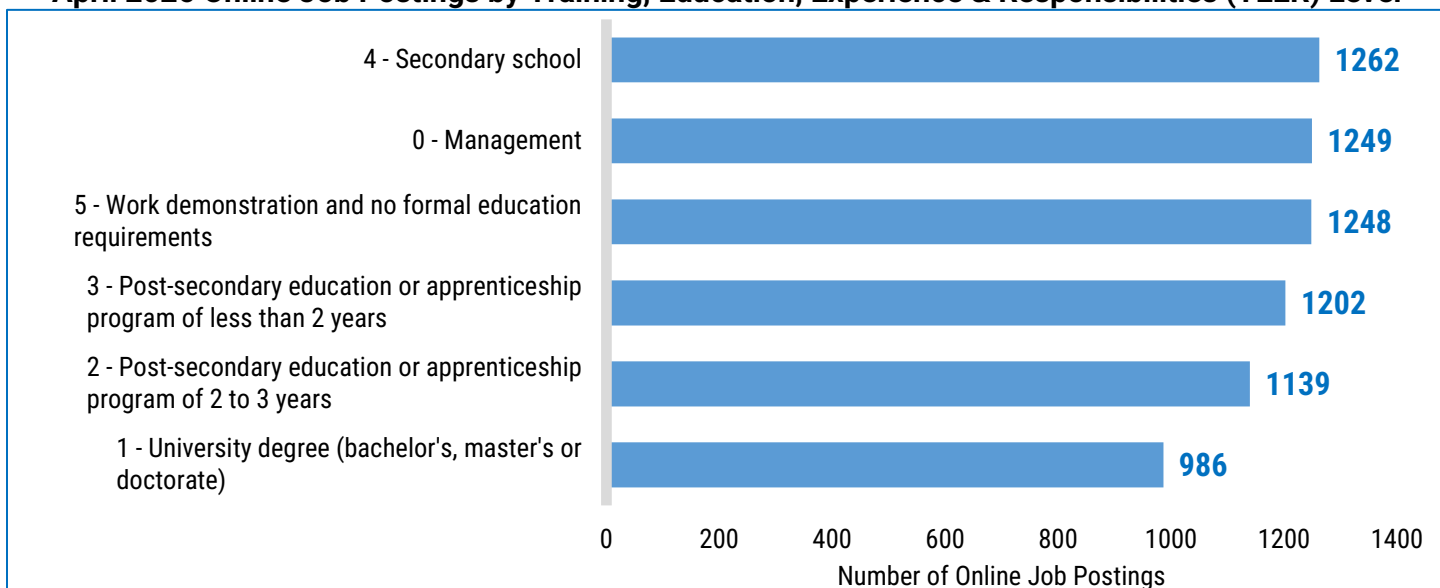
- Among online job postings, 95.5% of postings in April (8,935 postings) required social-emotional skills.
 - The second most common requirement is occupational skills¹ (8,498 postings, 90.8% of postings), followed by technologies (2,788 postings, 29.8%) and tools and equipment (1,326 postings, 14.2%).
- Note: a posting may have requirements matching multiple skill groups.*

¹ Occupational skills are a set of knowledge and skills that employees need for a specific job or occupation.

Labour Market Information News

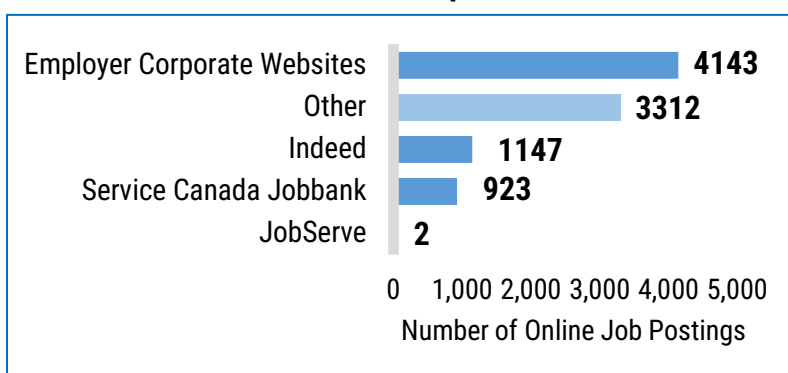
Department of Labour, Skills and Immigration, Research, Accountability & Intergovernmental Affairs Division

April 2026 Online Job Postings by Training, Education, Experience & Responsibilities (TEER) Level



- In contrast with postings by skill group, online job postings are only matched to one training, education, experience & responsibilities (TEER) level where requirements are identified. TEER corresponds to the type and/or amount of training, education, experience and responsibility typically required to work in an occupation.
- The most common TEER level required of online job postings in April was “secondary school” (1,262 postings, 17.8%). It was closely followed by “management” (1,249 postings, 17.6%), “work demonstration and no formal education requirements” (1,248 postings, 17.6%), and “post-secondary education or apprenticeship program of less than 2 years” (1,202 postings, 17.0%).
- The least common TEER level required are “university degree (bachelor's, master's or doctorate)” (986 postings, 13.9%) and “post-secondary education or apprenticeship program of 2 to 3 years” (1,139 postings, 16.1%).
- Among non-managerial postings, 79.3% of postings in April required a formal education (secondary school or higher).
- The TEER category of the remaining 2,441 job postings in April (25.6% of the total) could not be identified.

April 2026 Online Job Postings by Source



- Employer corporate websites were the main source of 43.5% April’s online job postings (4,143 postings).
- “Indeed” (1,147 postings, 12.0%) was also a significant source of online postings.

Note: Vicinity Jobs identifies original postings and eliminates duplicates.

Appendix – TEER Categories and Examples of Jobs²

TEER	Occupation types	Examples
TEER 0	Management occupations	Advertising, marketing, and public relations managers Financial managers
TEER 1	Occupations that usually require a university degree	Financial advisors Software engineers
TEER 2	Occupations that usually require <ul style="list-style-type: none"> - a college diploma - apprenticeship training of 2 or more years, or - supervisory occupations 	Computer network and web technicians Medical laboratory technologists
TEER 3	Occupations that usually require <ul style="list-style-type: none"> - a college diploma - apprenticeship training of less than 2 years, or - more than 6 months of on-the-job training 	Bakers Dental assistants and dental laboratory assistants
TEER 4	Occupations that usually require <ul style="list-style-type: none"> - a high school diploma - several weeks of on-the-job training 	Home childcare providers Retail salespersons and visual merchandisers
TEER 5	Occupations that usually need short-term work demonstration and no formal education	Landscaping and grounds maintenance labourers Delivery service drivers and door-to-door distributors

² Source: Immigration, Refugees and Citizenship Canada