

Labour Market Information News

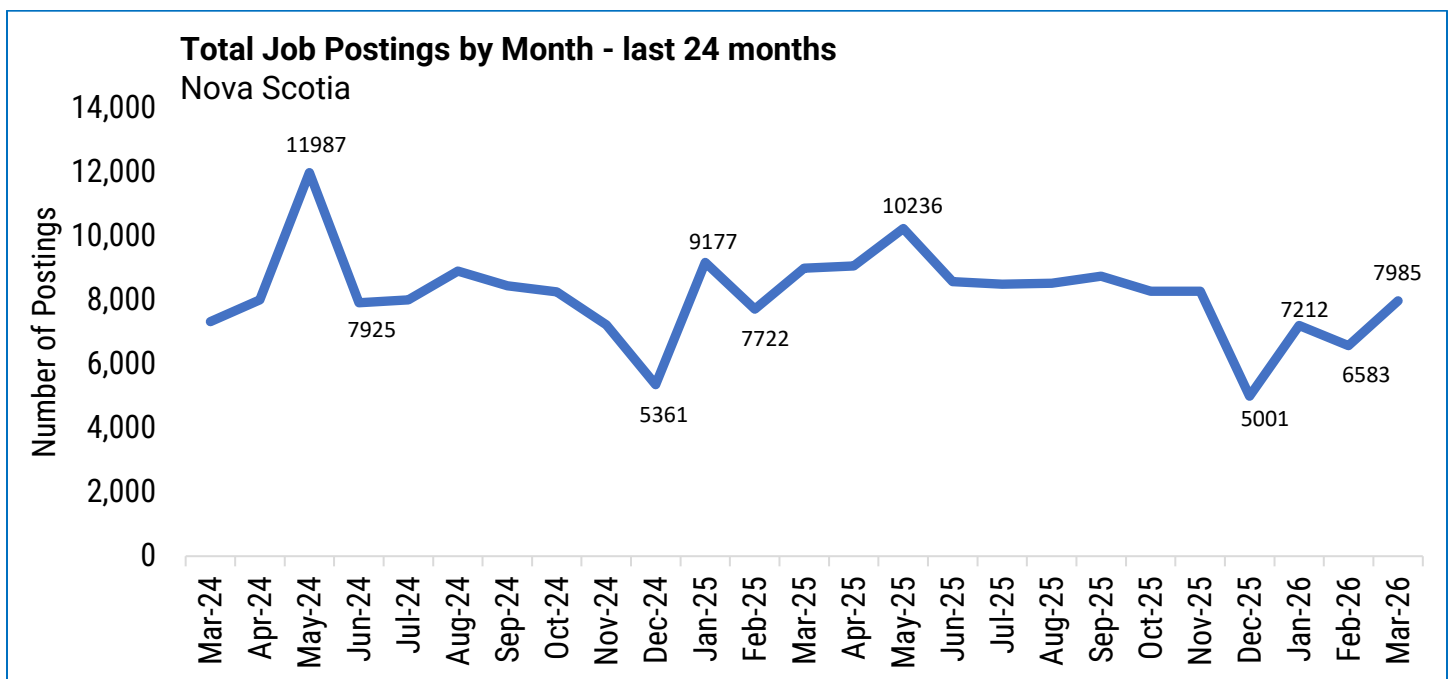
Published by the Department of Labour, Skills and Immigration

April 2026

Online Job Postings in Nova Scotia – March 2026

Overview

The total number of job postings in Nova Scotia measured by Vicinity Jobs was 7,985 during the month of March 2026 (seasonally unadjusted). Total postings decreased by 1,015 (-11.3%) compared to March 2025. This data is preliminary and may be revised.



During March, the number of job postings by industry was highest for “retail trade” and “health care & social assistance,” followed by “accommodation and food services.”

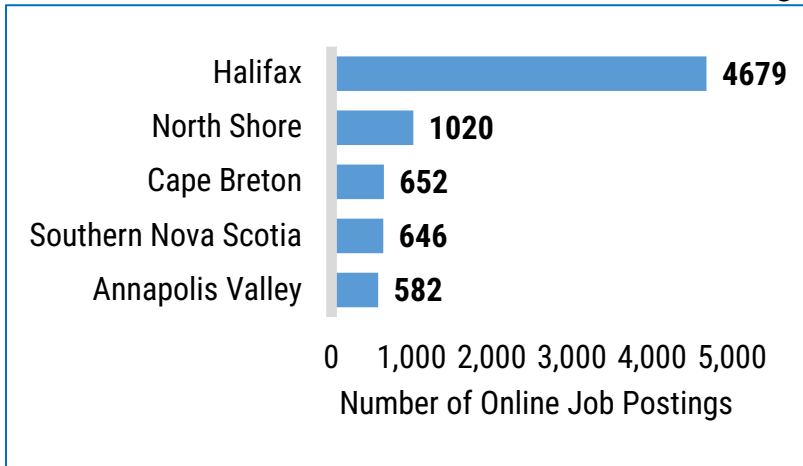
Total Online Job Postings

- During March 2026, there were 7,985 online job postings in Nova Scotia – 1,402 postings higher than the prior month. Year-over-year, the number of postings was 11.3% lower than in March 2025, when 9,000 jobs were posted.
- The average number of postings over the trailing 12-month period (April 2025 to March 2026) was 8,084 – 3.0% lower than the average in the same period in the previous year (April 2024 to March 2025) of 8,337.

Labour Market Information News

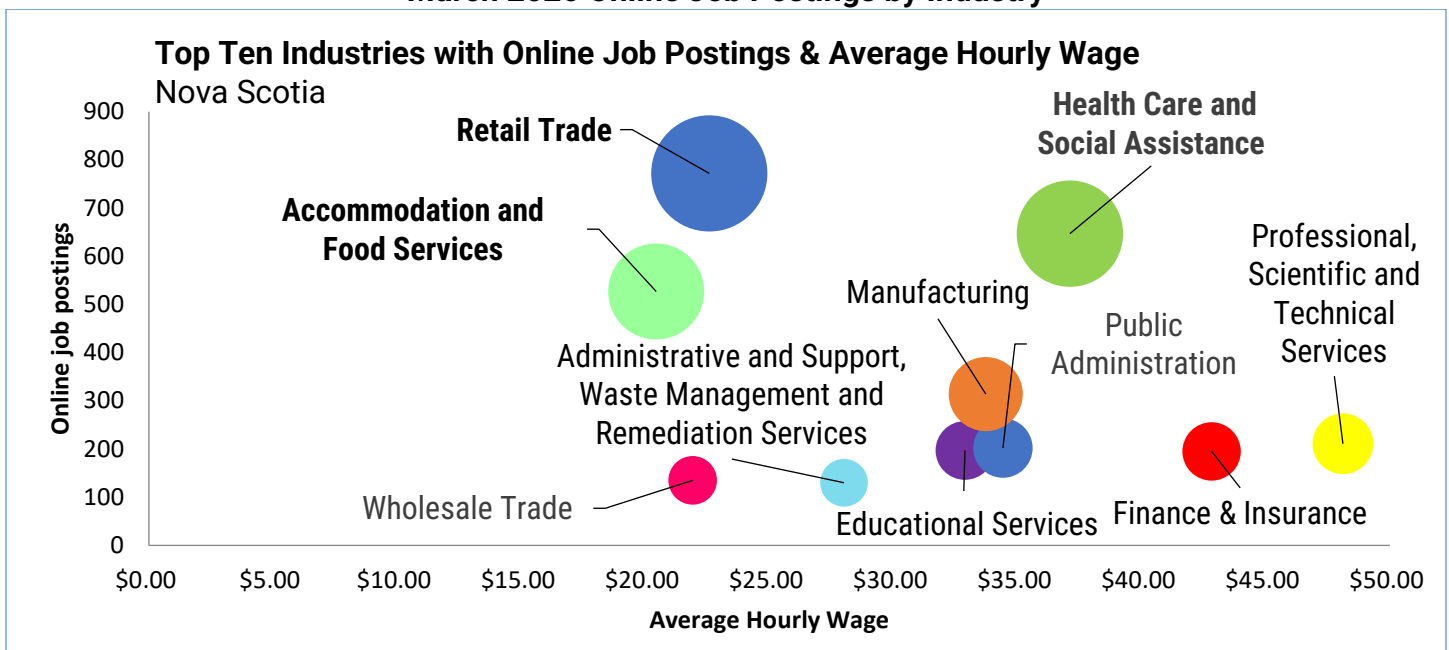
Department of Labour, Skills and Immigration, Research, Accountability & Intergovernmental Affairs Division

March 2026 Online Job Postings by Economic Region



- Most online job postings in March were in the Halifax economic region (4,679 postings, 61.7% of postings with identified economic regions).
- This was followed by the North Shore (13.5%), Cape Breton (8.6%), Southern (8.5%), and Annapolis Valley (7.7%) regions.
- Economic regions were identified in 94.9% of job postings.

March 2026 Online Job Postings by Industry



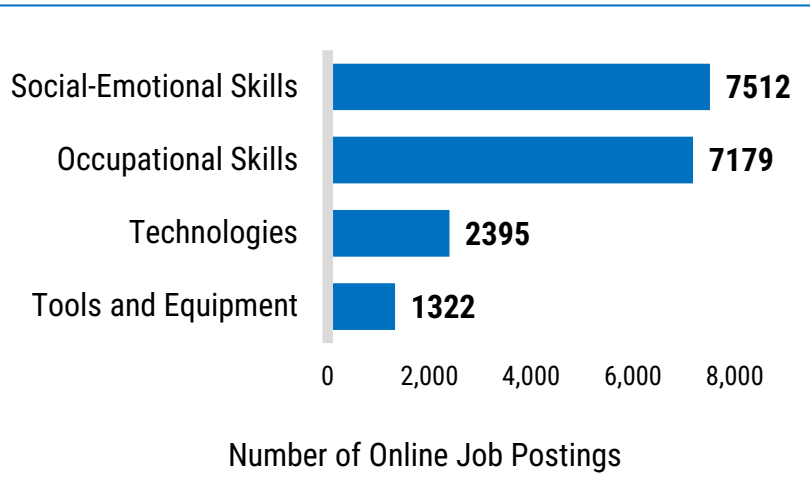
- The chart above contains the top ten industries by total online job postings in Nova Scotia and their offered average hourly wage over the month of March 2026.
- “Retail trade” (772 postings, 19.9%) had the highest number of job postings, followed by “health care and social assistance” (647 postings, 16.7%) in March. “Accommodation and food services” came in third (527 postings, 13.6%).
- The highest average hourly wage was offered in “professional, scientific and technical services” (\$48.11/hour), followed by “construction” (\$46.91/hour), and “finance and insurance” (\$42.82/hour).

March 2026 Online Job Postings by Occupation Category



- The occupation category with the most online job postings in March was “sales and service occupations,” accounting for 40.9% of all identifiable postings, followed by “trades, transport and equipment operators and related” (17.6%), and “business, finance and administration” (15.8%).

March 2026 Online Job Postings by Skill Group



- Among online job postings, 95.7% of postings in March (7,512 postings) required social-emotional skills.
- The second most common requirement is occupational skills¹ (7,179 postings, 91.4% of postings), followed by technologies (2,395 postings, 30.5%) and tools and equipment (1,322 postings, 16.8%).

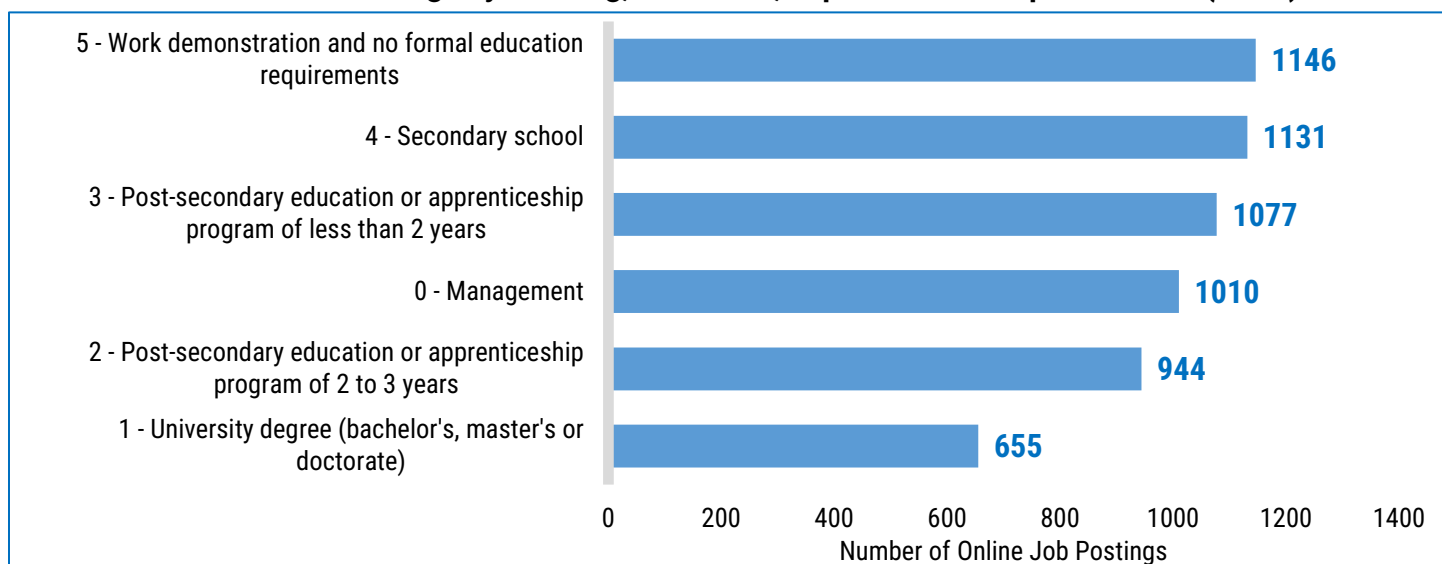
Note: a posting may have requirements matching multiple skill groups.

¹ Occupational skills are a set of knowledge and skills that employees need for a specific job or occupation.

Labour Market Information News

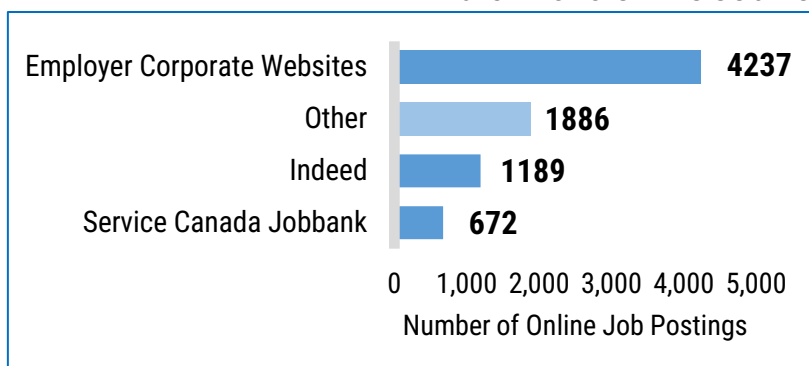
Department of Labour, Skills and Immigration, Research, Accountability & Intergovernmental Affairs Division

March 2026 Online Job Postings by Training, Education, Experience & Responsibilities (TEER) Level



- In contrast with postings by skill group, online job postings are only matched to one training, education, experience & responsibilities (TEER) level where requirements are identified. TEER levels replaced skill levels with the transition to the 2021 version of the National Occupational Classification (NOC) system.
- The most common skill level required of online job postings in March was “work demonstration and no formal education requirements” (1,146, 19.2%). It was closely followed by “secondary school” (1,131 postings, 19.0%), “post-secondary education or apprenticeship program of less than 2 years” (1,077 postings, 18.1%), and “management” (1,010 postings, 16.9%).
- The least common skill level required are “university degree (bachelor's, master's or doctorate)” (655 postings, 11.0%) and “post-secondary education or apprenticeship program of less than 2 years” (944 postings, 15.8%).
- Among non-managerial postings, 77.2% of postings in March required a formal education (secondary school or higher).
- The TEER category of the remaining 2,022 job postings in March (25.3% of the total) could not be identified.

March 2026 Online Job Postings by Source



- Employer corporate websites were the main source of 53.1% of March’s online job postings (4,237 postings).
- “Indeed” (1,189, 14.9%) was also a significant source of online postings.

Note: Vicinity Jobs identifies original postings and eliminates duplicates.

Appendix – TEER Categories and Examples of Jobs²

TEER	Occupation types	Examples
TEER 0	Management occupations	Advertising, marketing, and public relations managers Financial managers
TEER 1	Occupations that usually require a university degree	Financial advisors Software engineers
TEER 2	Occupations that usually require <ul style="list-style-type: none"> - a college diploma - apprenticeship training of 2 or more years, or - supervisory occupations 	Computer network and web technicians Medical laboratory technologists
TEER 3	Occupations that usually require <ul style="list-style-type: none"> - a college diploma - apprenticeship training of less than 2 years, or - more than 6 months of on-the-job training 	Bakers Dental assistants and dental laboratory assistants
TEER 4	Occupations that usually require <ul style="list-style-type: none"> - a high school diploma - several weeks of on-the-job training 	Home childcare providers Retail salespersons and visual merchandisers
TEER 5	Occupations that usually need short-term work demonstration and no formal education	Landscaping and grounds maintenance labourers Delivery service drivers and door-to-door distributors

² Source: Immigration, Refugees and Citizenship Canada