

Labour Market Information News

Published by the Department of Labour, Skills and Immigration

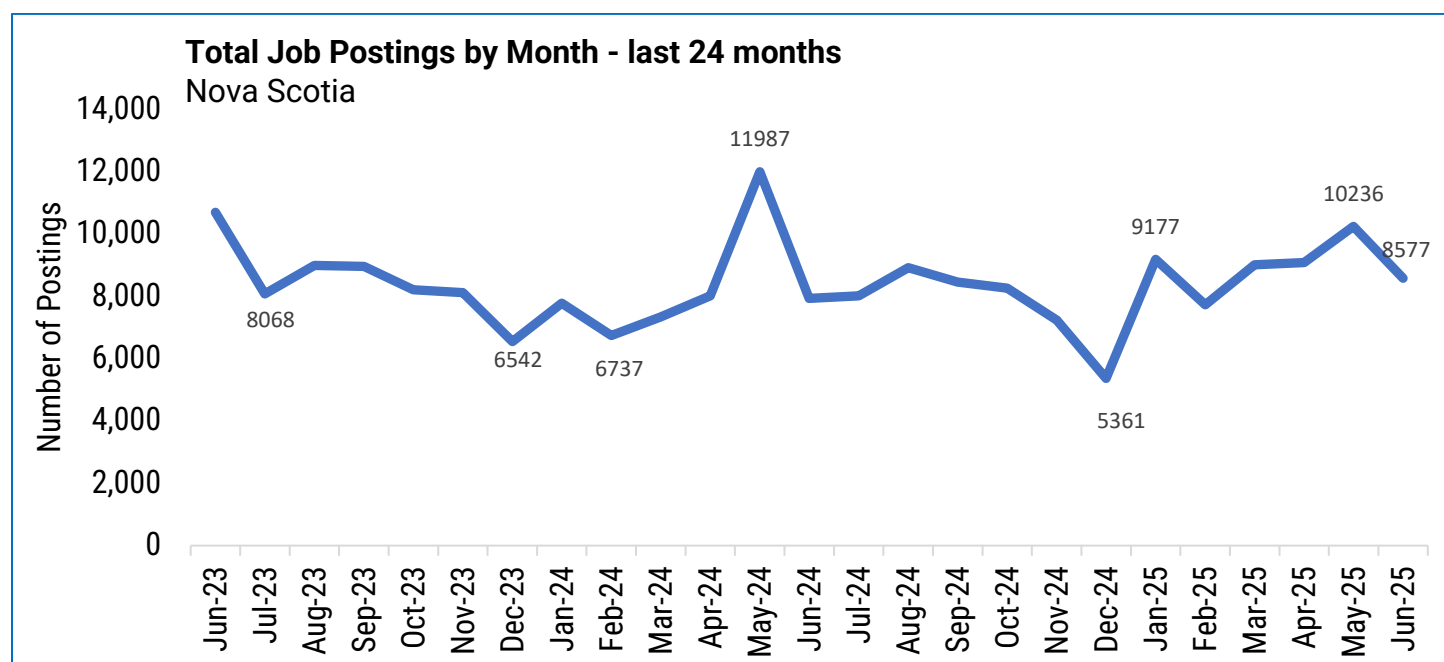
July 2025

Online Job Postings in Nova Scotia – June 2025

Overview

The total number of job postings in Nova Scotia measured by Vicinity Jobs was 8,577 during the month of June 2025 (seasonally unadjusted). Total postings increased by 652 (+8.2%) compared to June 2024. This data is preliminary and may be revised.

During the month of June, the number of job postings by industry was highest for “health care & social assistance” and “retail trade,” followed by “accommodation and food services.”



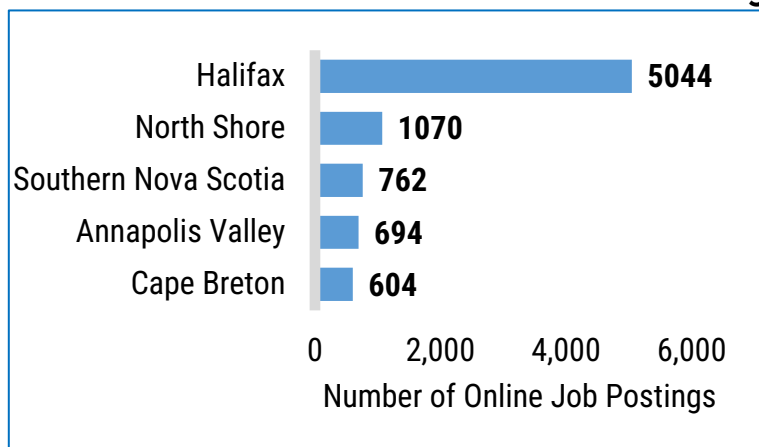
Total Online Job Postings

- During the month of June 2025, there were 8,577 online job postings in Nova Scotia – down 16.2% (-1,659 postings) from the prior month. Year-over-year, the number of postings were 8.2% higher than in June of 2024, when 7,925 jobs were posted.
- The average number of postings over the trailing 12-month period (July 2024 to June 2025) was 8,334 – 1.4% higher than the average in the same period in the previous year (July 2023 to June 2024) of 8,219.

Labour Market Information News

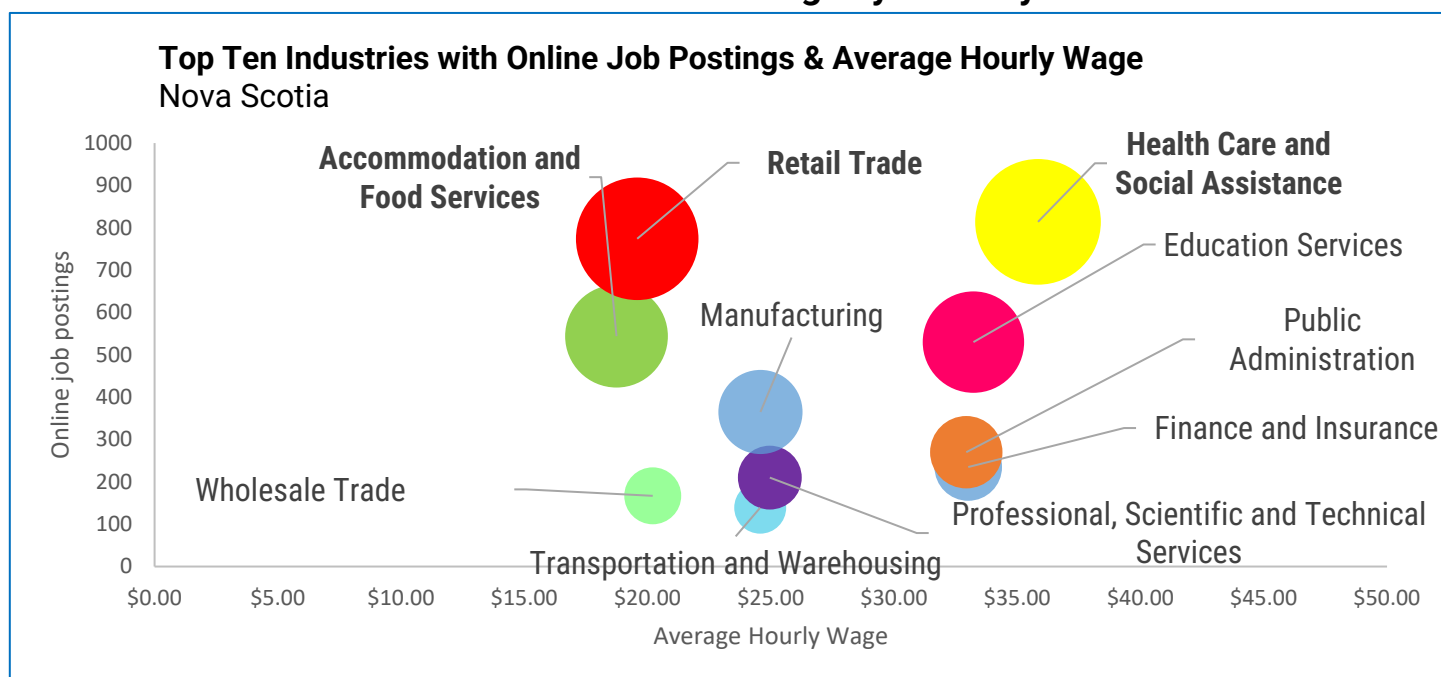
Department of Labour, Skills and Immigration, Research, Accountability & Intergovernmental Affairs Division

June 2025 Online Job Postings by Economic Region



- Most online job postings in the month of June were in the Halifax economic region (5,044 postings, 61.7% of postings with identified economic regions).
- This was followed by the North Shore (13.1%), Southern (9.3%), Annapolis Valley (8.5%), and Cape Breton (7.4%) regions.
- Economic regions were identified in 95.0% of job postings.

June 2025 Online Job Postings by Industry



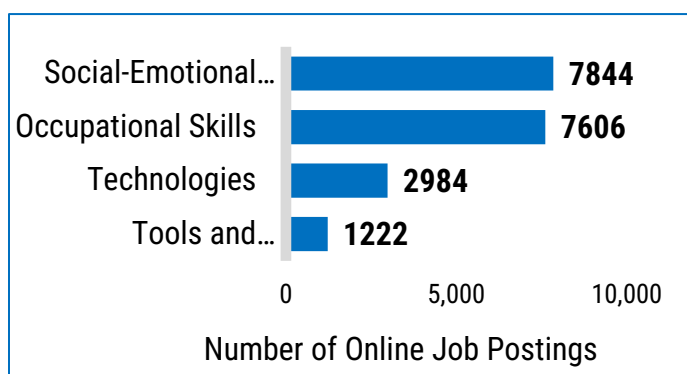
- The chart above contains the top ten industries by total online job postings in Nova Scotia and their offered average hourly wage over the month of June 2025.
- “Health care and social assistance” (814 postings, 17.5%) had the highest number of job postings, followed by “retail trade” (774 postings, 16.7%) in June. “Accommodation and food services” came in third (544 postings, 11.7%).
- The highest average hourly wage was offered in “utilities” (\$45.23/hour), followed by, “health care and social assistance” (\$35.84/hour) and “educational services” (\$33.22/hour).

June 2025 Online Job Postings by Occupation Category



- The occupation category with the most online job postings in June was “sale and services,” accounting for 39.6% of all identifiable postings, followed by “business, finance and administration” (16.7%), and “trades, transport and equipment operators and related occupations” (16.4%).

June 2025 Online Job Postings by Skill Group



- Among online job postings, 93.8% of postings in June (7,844 postings) required social-emotional skills.
- 91.0% of postings (7,606 postings) listed occupational skills¹ as a requirement, followed by technologies (2,984 postings, 35.7%), and tools and equipment (1,222 postings, 14.6%).

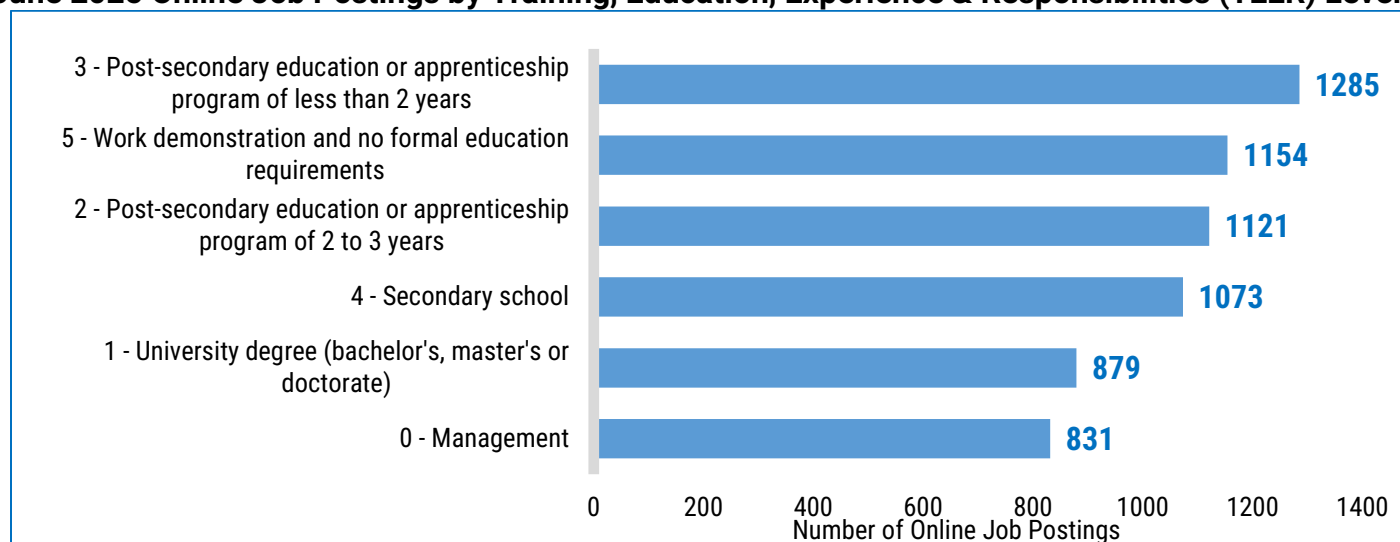
Note: a posting may have requirements matching multiple skill groups.

¹ Occupational skills are a set of knowledge and skills that employees need for a specific job or occupation.

Labour Market Information News

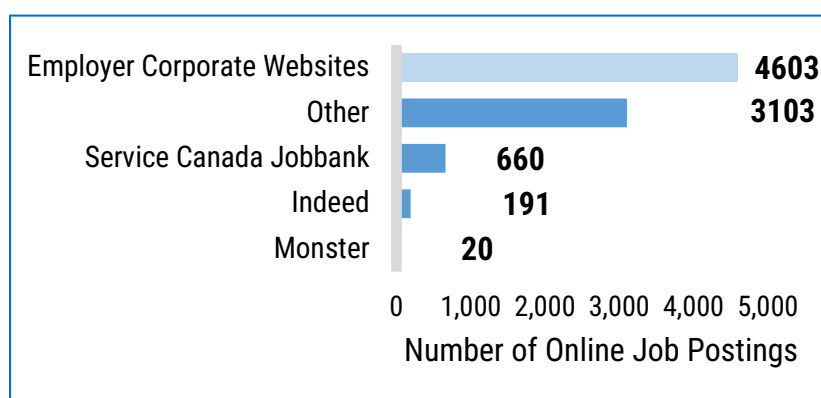
Department of Labour, Skills and Immigration, Research, Accountability & Intergovernmental Affairs Division

June 2025 Online Job Postings by Training, Education, Experience & Responsibilities (TEER) Level



- In contrast with postings by skill group, online job postings are only matched to one training, education, experience & responsibilities (TEER) level where requirements are identified. TEER levels replaced skill levels with the transition to the 2021 version of the National Occupational Classification (NOC) system.
- The most common skill level required of online job postings in June was “post-secondary education or apprenticeship program (less than 2 years)” (1,285 postings, 20.3%). It was closely followed by “work demonstration and no formal education requirements” (1,154 postings, 18.2%), post-secondary education or apprenticeship program (2 to 3 years)” (1,121 postings, 17.7%), and “secondary school” (1,073 postings, 16.9%). The least common skill level required are “management” (879 postings, 13.1%) and “university degree” (831 postings, 13.9%).
- Among non-managerial postings, 76.5% of postings in June required a formal education (secondary school or higher).
- The TEER category of the remaining 2,234 job postings in May (26.0% of the total) could not be identified.

June 2025 Online Job Postings by Source



- Employer corporate websites were the main source of 53.7% of June’s online job postings (4,603 postings).
- “Service Canada Jobbank” (660, 7.7%) was also a significant source of online postings.

Note: Vicinity Jobs identifies original postings and eliminates duplicates.

Appendix – TEER Categories and Examples of Jobs²

TEER	Occupation types	Examples
TEER 0	Management occupations	Advertising, marketing, and public relations managers Financial managers
TEER 1	Occupations that usually require a university degree	Financial advisors Software engineers
TEER 2	Occupations that usually require <ul style="list-style-type: none"> - a college diploma - apprenticeship training of 2 or more years, or - supervisory occupations 	Computer network and web technicians Medical laboratory technologists
TEER 3	Occupations that usually require <ul style="list-style-type: none"> - a college diploma - apprenticeship training of less than 2 years, or - more than 6 months of on-the-job training 	Bakers Dental assistants and dental laboratory assistants
TEER 4	Occupations that usually require <ul style="list-style-type: none"> - a high school diploma - several weeks of on-the-job training 	Home childcare providers Retail salespersons and visual merchandisers
TEER 5	Occupations that usually need short-term work demonstration and no formal education	Landscaping and grounds maintenance labourers Delivery service drivers and door-to-door distributors

² Source: Immigration, Refugees and Citizenship Canada