

Labour Market Information News

Published by the Department of Labour, Skills and Immigration

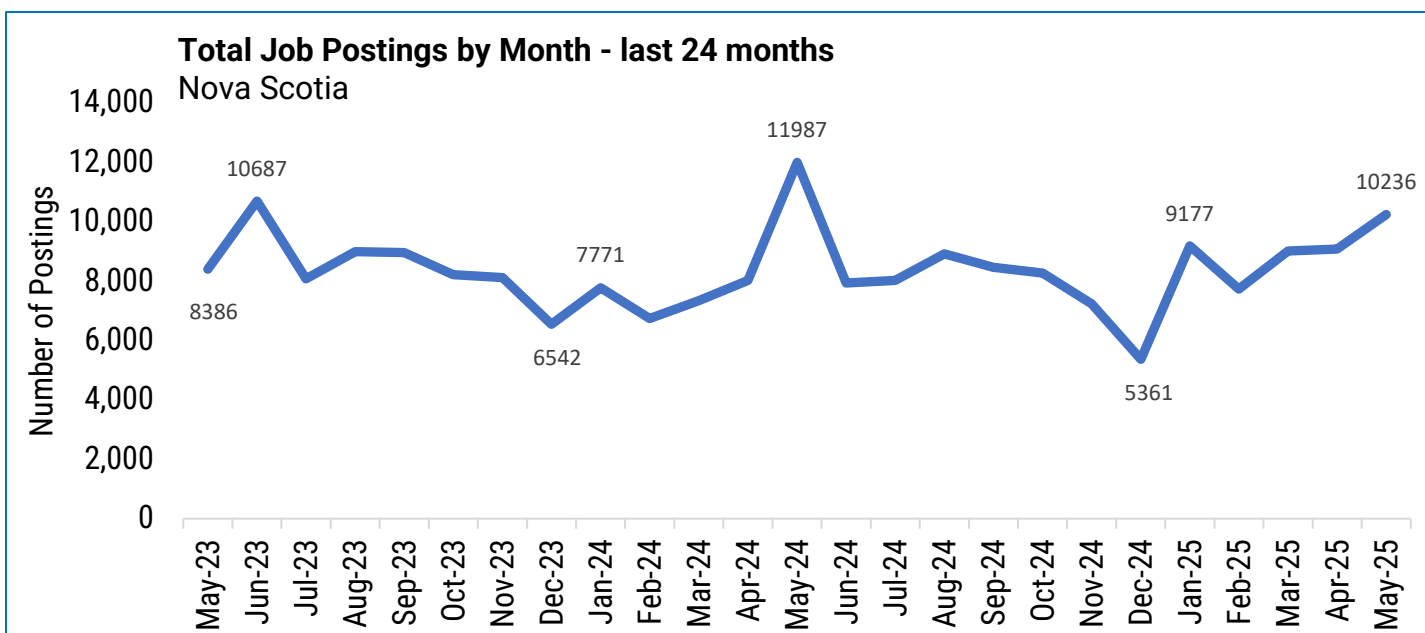
June 2025

Online Job Postings in Nova Scotia – May 2025

Overview

The total number of job postings in Nova Scotia measured by Vicinity Jobs was 10,236 during the month of May 2025 (seasonally unadjusted). Total postings fell by 1,751 (-14.6%) compared to May 2024. This data is preliminary and may be revised.

During the month of May, the number of job postings by industry was highest for “health care & social assistance” and “retail trade,” followed by “accommodation and food services.”



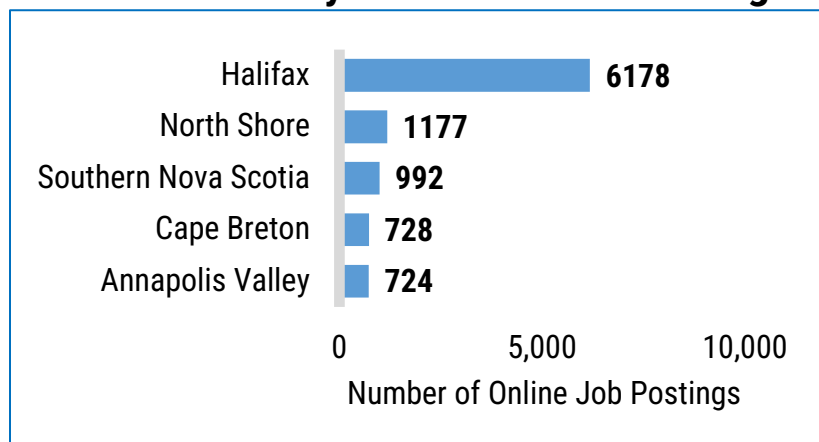
Total Online Job Postings

- During the month of May 2025, there were 10,236 online job postings in Nova Scotia – up 12.8% (+1,163 postings) from the prior month. Year-over-year, the number of postings were 14.6% lower than in May of 2024, when 11,987 jobs were posted.
- The average number of postings over the trailing 12-month period (June 2024 to May 2025) was 8,280 – 2.0% lower than the average in the same period in the previous year (June 2023 to May 2024) of 8,449.

Labour Market Information News

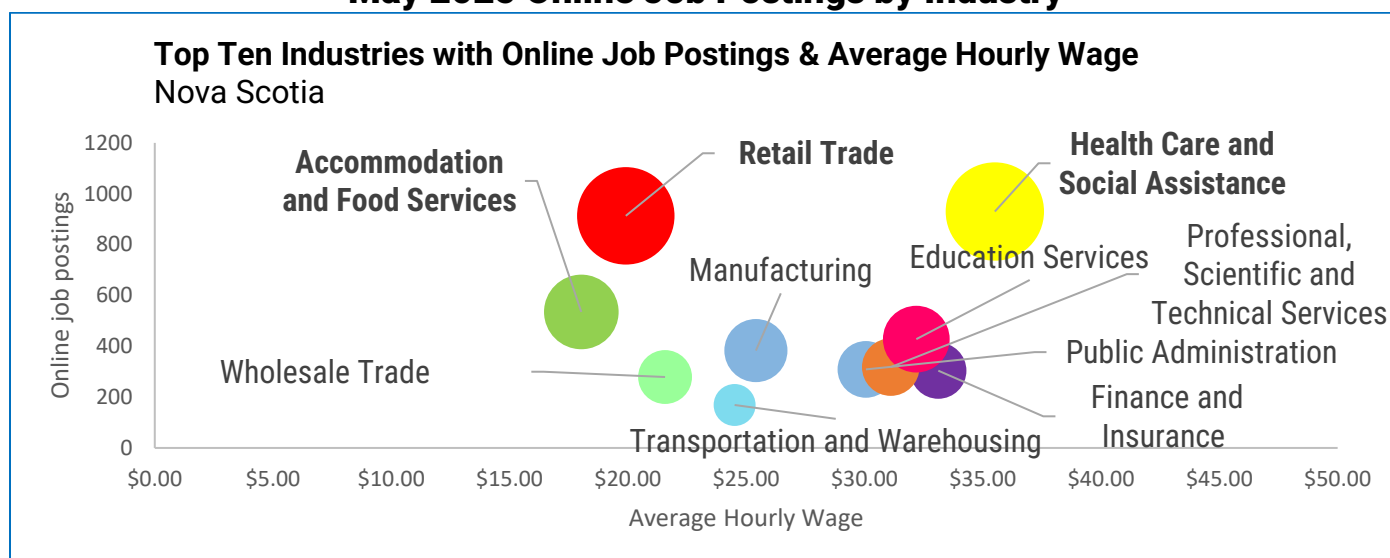
Department of Labour, Skills and Immigration, Research, Accountability & Intergovernmental Affairs Division

May 2025 Online Job Postings by Economic Region



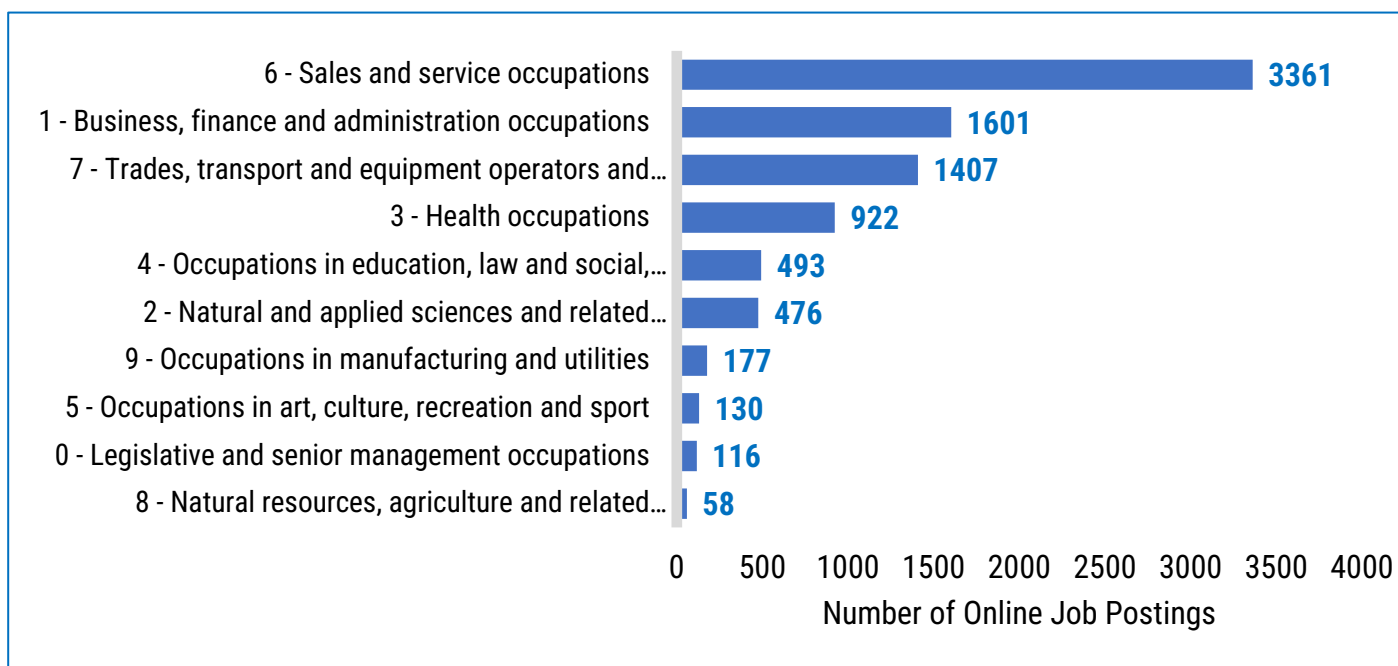
- Most online job postings in the month of May were in the Halifax economic region (6,178 postings, 63.0% of postings with identified economic regions).
- This was followed by the North Shore (12.0%), Southern (10.1%), Cape Breton (7.4%), and Annapolis Valley (7.4%) regions.
- Economic regions were identified in 96.0% of job postings.

May 2025 Online Job Postings by Industry



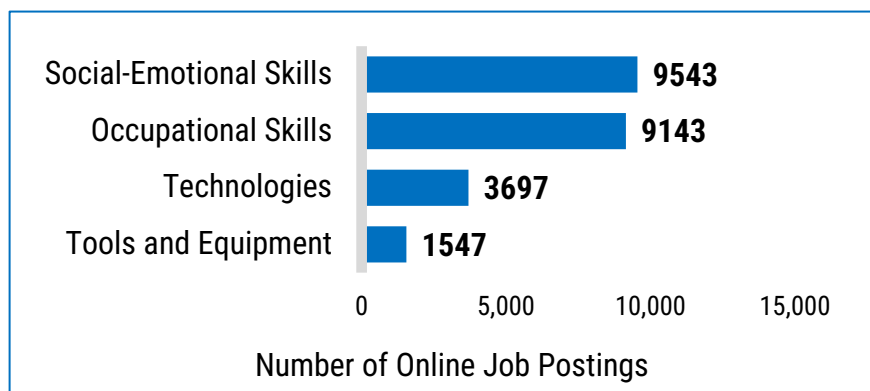
- The chart above contains the top ten industries by total online job postings in Nova Scotia and their offered average hourly wage over the month of May 2025.
- “Health care and social assistance” (930 postings, 17.9%) had the highest number of job postings, followed by “retail trade” (913 postings, 17.5%) in May. “Accommodation and Food Services” came in third (535 postings, 10.3%).
- The highest average hourly wage was offered in “utilities” (\$42.25/hour), followed by “information and cultural industries” (\$38.24/hour) and “health care and social assistance” (\$35.51/hour).

May 2025 Online Job Postings by Occupation Category



- The occupation category with the most online job postings in May was “sale and services,” accounting for 38.5% of all identifiable postings, followed by “business, finance and administration” (18.3%), and “trades, transport and equipment operators and related occupations” (16.1%).

May 2025 Online Job Postings by Skill Group



- Among online job postings, 95.0% of postings in May (9,543 postings) required social-emotional skills.
- 91.0% of postings (9,143 postings) listed occupational skills¹ as a requirement, followed by technological skills (3,697 postings, 36.8%), and tools and equipment (1,547 postings, 15.4%).

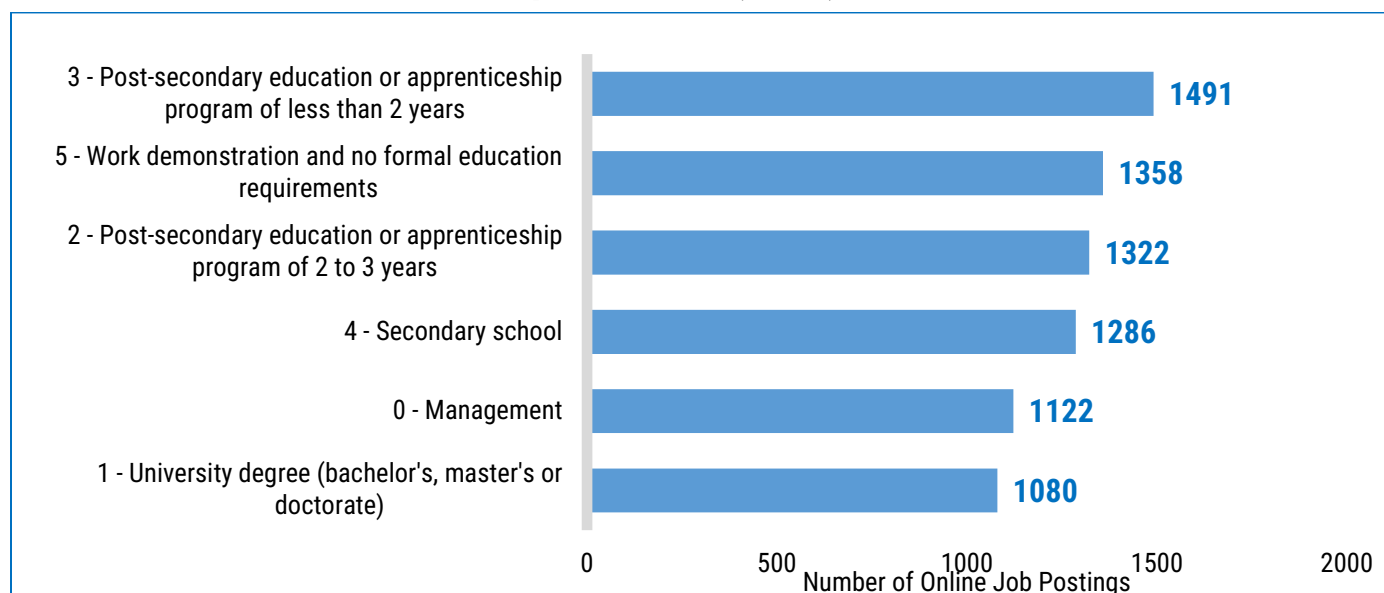
Note: a posting may have requirements matching multiple skill groups.

¹ Occupational skills are a set of knowledge and skills that employees need for a specific job or occupation.

Labour Market Information News

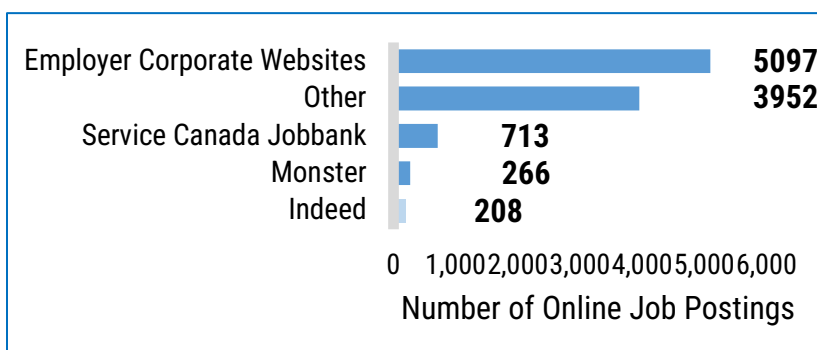
Department of Labour, Skills and Immigration, Research, Accountability & Intergovernmental Affairs Division

May 2025 Online Job Postings by Training, Education, Experience & Responsibilities (TEER) Level



- In contrast with postings by skill group, online job postings are only matched to one training, education, experience & responsibilities (TEER) level where requirements are identified. TEER levels replaced skill levels with the transition to the 2021 version of the National Occupational Classification (NOC) system.
- The most common skill level required of online job postings in May was “post-secondary education or apprenticeship program (less than 2 years)” (1,491 postings, 19.5%). It was closely followed by “work demonstration and no formal education requirements” (1,358 postings, 17.7%), post-secondary education or apprenticeship program (2 to 3 years)” (1,322 postings, 17.3%), and “secondary school” (1,286 postings, 16.8%). The least common skill level required are “university degree” (1080 postings, 14.1%) and “management” (1122 postings, 14.6%).
- Among non-managerial postings, 77.2% of postings in May required a formal education (secondary school or higher).
- The TEER category of the remaining 2,577 job postings in May (25.2% of the total) could not be identified.

May 2025 Online Job Postings by Source



- Employer corporate websites were the main source of 49.8% of May’s online job postings (5,097 postings).
- “Service Canada Jobbank” sources (713, 7.0%) were also a significant source of online postings.

Note: Vicinity Jobs identifies original postings and eliminates duplicates.

Appendix – TEER Categories and Examples of Jobs²

TEER	Occupation types	Examples
TEER 0	Management occupations	Advertising, marketing, and public relations managers Financial managers
TEER 1	Occupations that usually require a university degree	Financial advisors Software engineers
TEER 2	Occupations that usually require <ul style="list-style-type: none"> - a college diploma - apprenticeship training of 2 or more years, or - supervisory occupations 	Computer network and web technicians Medical laboratory technologists
TEER 3	Occupations that usually require <ul style="list-style-type: none"> - a college diploma - apprenticeship training of less than 2 years, or - more than 6 months of on-the-job training 	Bakers Dental assistants and dental laboratory assistants
TEER 4	Occupations that usually require <ul style="list-style-type: none"> - a high school diploma - several weeks of on-the-job training 	Home childcare providers Retail salespersons and visual merchandisers
TEER 5	Occupations that usually need short-term work demonstration and no formal education	Landscaping and grounds maintenance labourers Delivery service drivers and door-to-door distributors

² Source: Immigration, Refugees and Citizenship Canada