

Labour Market Information News

Published by the Department of Labour, Skills and Immigration

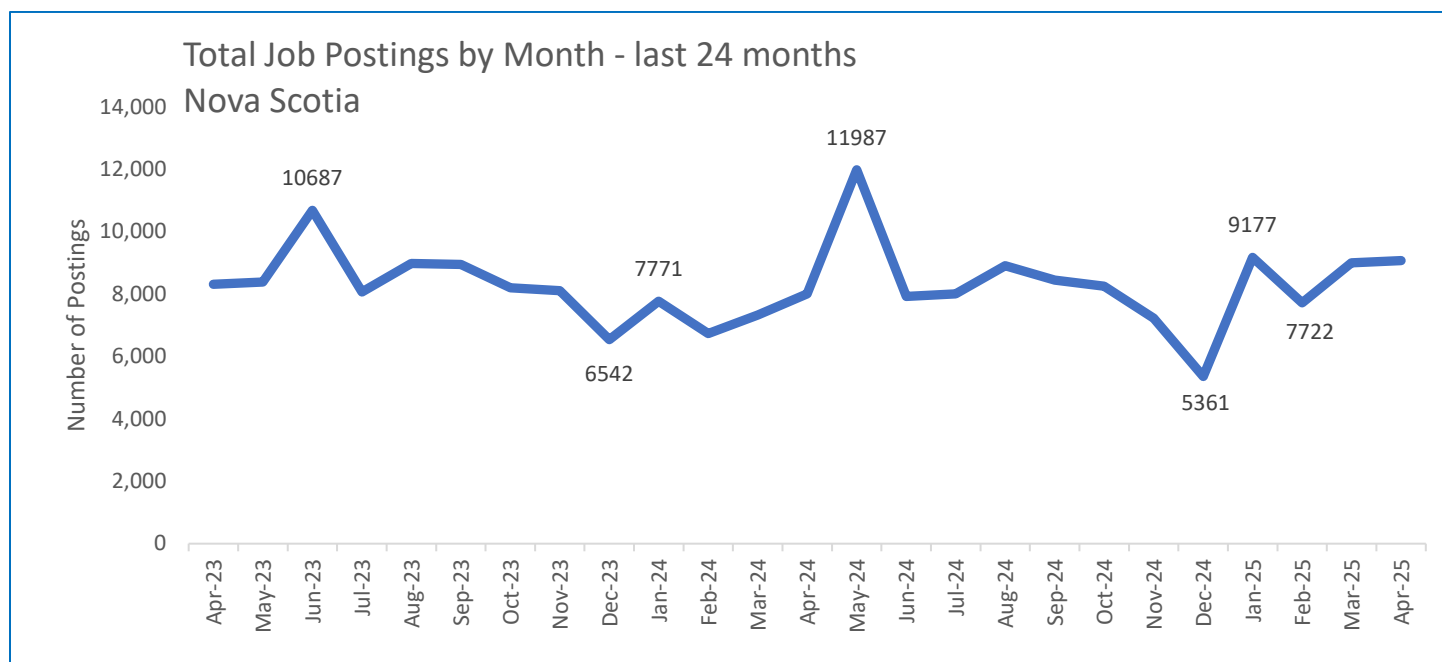
May 2025

Online Job Postings in Nova Scotia – April 2025

Overview

The total number of job postings in Nova Scotia measured by Vicinity Jobs was 9,073 during the month of April 2025 (seasonally unadjusted). Total postings increased by 1,062 (+13.3%) compared to April 2024. This data is preliminary and may be revised.

During the month of April, the number of job postings by industry was highest for “retail trade” and “health care and social assistance”, followed by “accommodation and food services”.



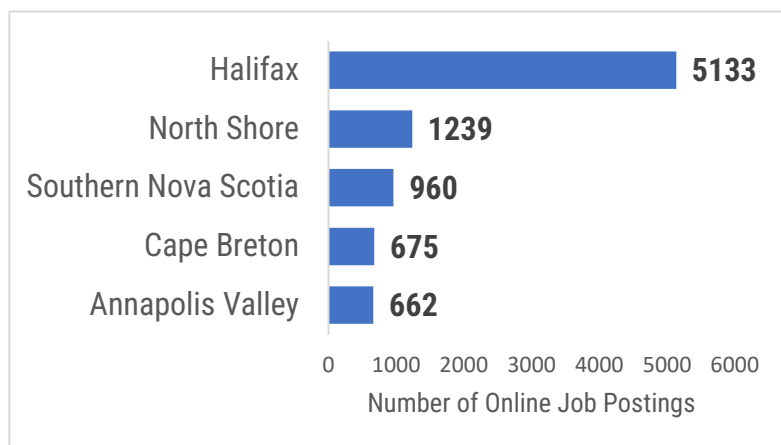
Total Online Job Postings

- During the month of April 2025, there were 9,073 online job postings in Nova Scotia – up 0.8% (+73 postings) from the prior month. Year-over-year, the number of postings were 13.3% higher than in April of 2024, when 8,011 jobs were posted.
- The average number of postings over the trailing 12-month period (May 2024 to April 2025) was 8,425 – 3.4% higher than the average in the same period in the previous year (May 2023 to April 2024) of 8,149.

Labour Market Information News

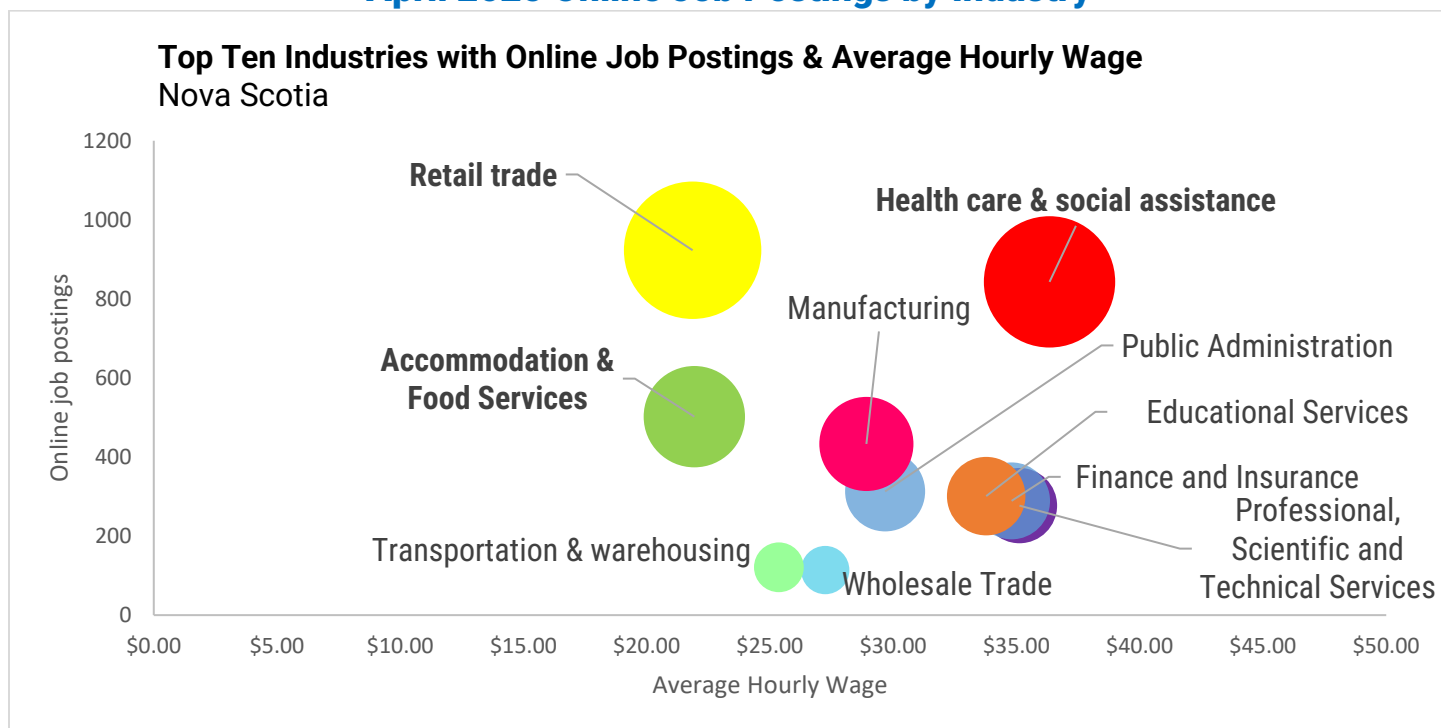
Department of Labour, Skills and Immigration, Research, Accountability & Intergovernmental Affairs Division

April 2025 Online Job Postings by Economic Region



- Most online job postings in the month of April were in the Halifax economic region (5,133 postings, 59.2% of postings with identified economic regions).
- This was followed by the North Shore (14.3%), Southern (11.1%), Cape Breton (7.8%), and Annapolis Valley (7.6%) regions.
- Economic regions were identified in 96.0% of job postings.

April 2025 Online Job Postings by Industry

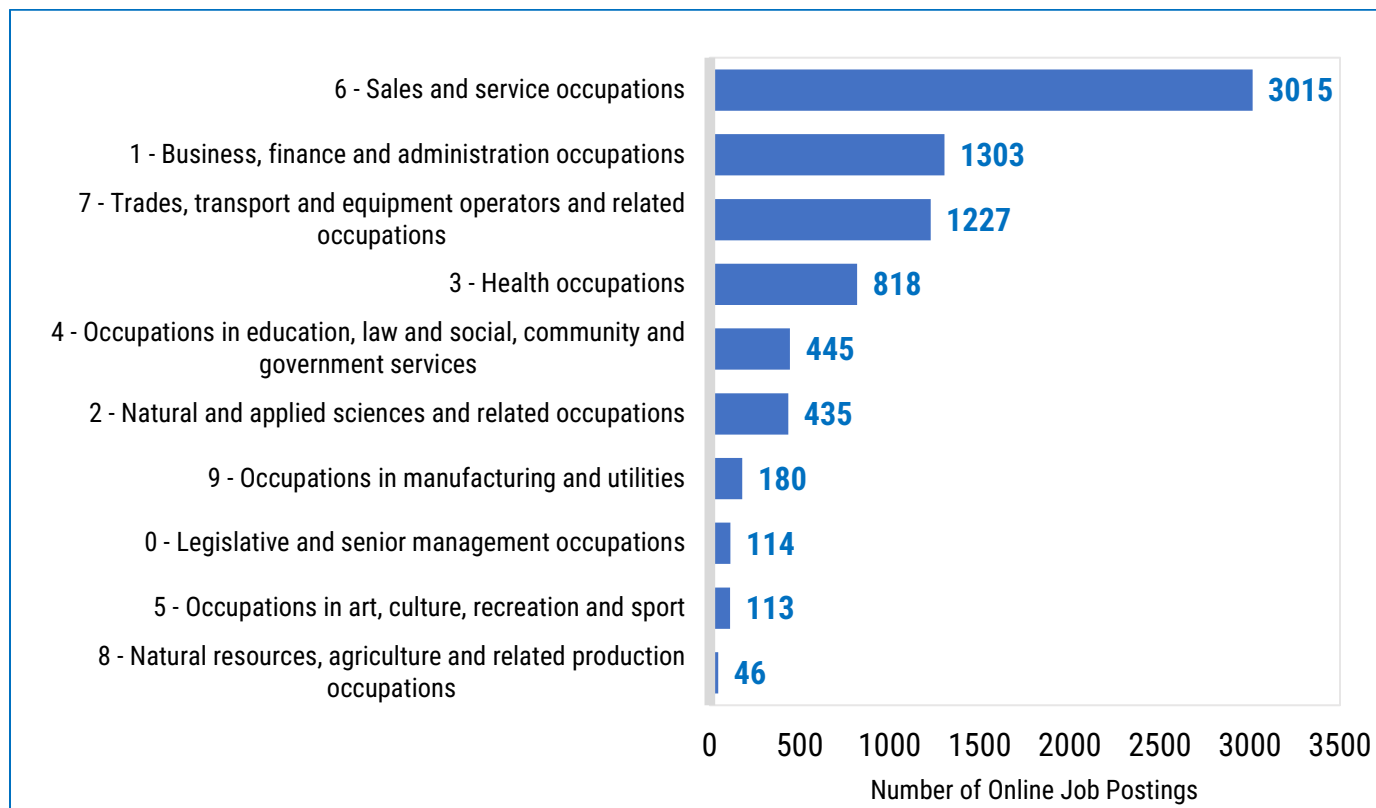


- The chart above contains the top ten industries by total online job postings in Nova Scotia and their offered average hourly wage over the month of April 2025.
- “Retail trade” (923 postings, 19.6%) had the highest number of job postings, followed by “health care and social assistance” (843 postings, 17.9%) in April. “Accommodation and Food Services” came in third (502 postings, 10.7%).
- The highest average hourly wage was offered in “utilities” (\$39.00/hour), followed by “real estate and rental and leasing” (\$38.45/hour) and “management of companies and enterprises” (\$37.17/hour).

Labour Market Information News

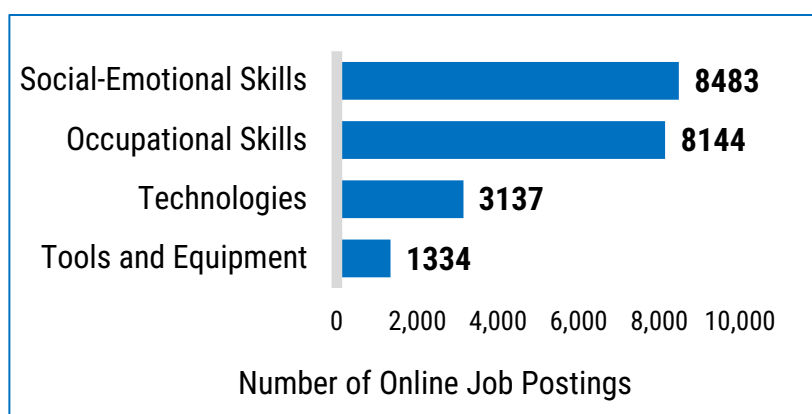
Department of Labour, Skills and Immigration, Research, Accountability & Intergovernmental Affairs Division

April 2025 Online Job Postings by Occupation Category



The occupation category with the most online job postings in April was “sales and services,” accounting for 39.2% of all identifiable postings, followed by “business, finance and administration” (16.9%), and “trades, transport and equipment operators and related occupations” (15.9%).

April 2025 Online Job Postings by Skill Group



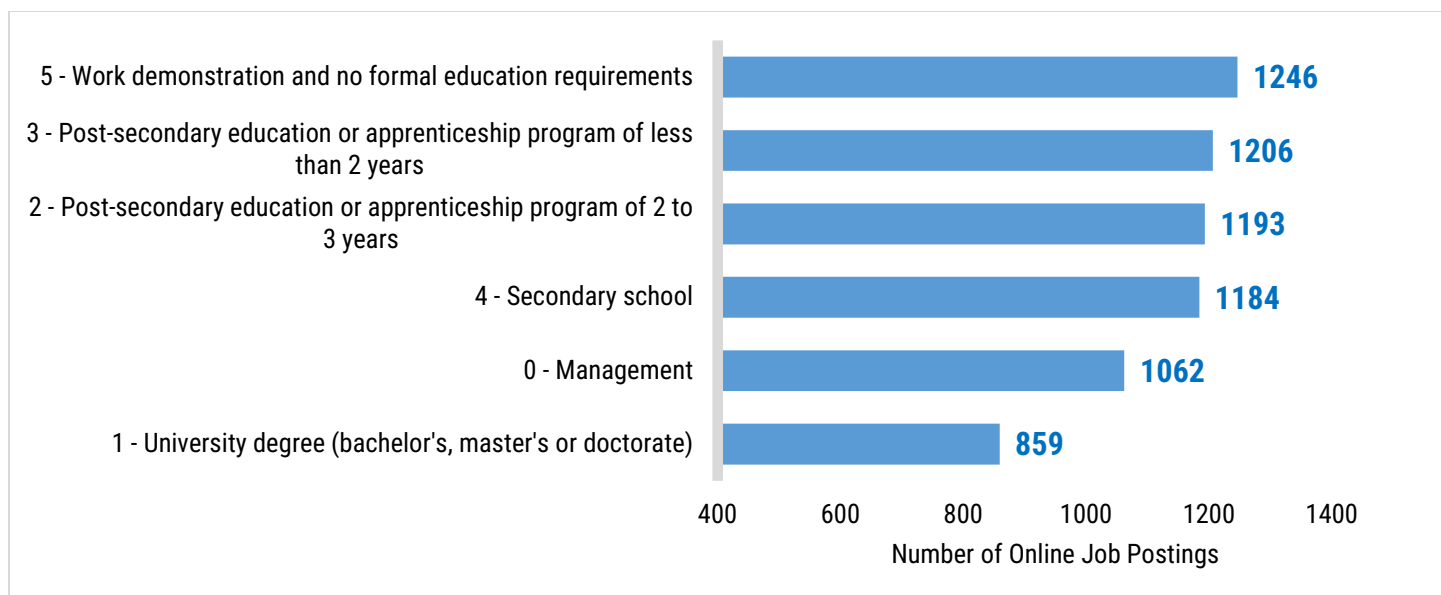
- Among online job postings, 95.1% of postings in April (8483 postings) required social-emotional skills.
- 91.3% of postings (8,144 postings) listed occupational skills¹ as a requirement, followed by technological skills (3,137 postings, 35.2%), and tools and equipment (1,334 postings, 15.0%).
- *Note: a posting may have requirements matching multiple skill groups.*

¹ Occupational skills are a set of knowledge and skills that employees need for a specific job or occupation.

Labour Market Information News

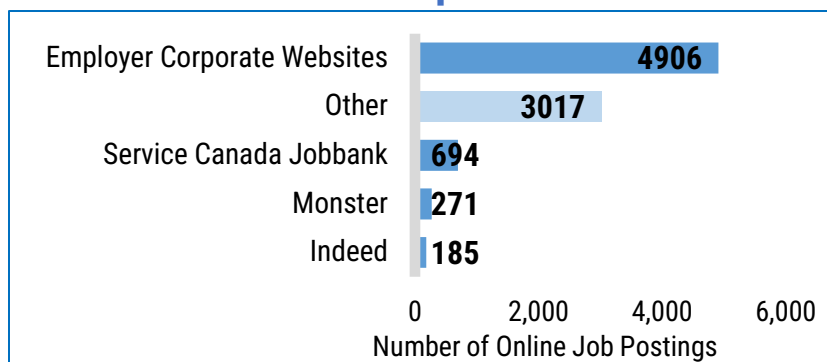
Department of Labour, Skills and Immigration, Research, Accountability & Intergovernmental Affairs Division

April 2025 Online Job Postings by Training, Education, Experience & Responsibilities (TEER) Level



- In contrast with postings by skill group, online job postings are only matched to one training, education, experience & responsibilities (TEER) level where requirements are identified. TEER levels replaced skill levels with the transition to the 2021 version of the National Occupational Classification (NOC) system.
- The most common skill level required of online job postings in April was “work demonstration and no formal education requirements” (1,246 postings, 18.5%). It was closely followed by “post-secondary education or apprenticeship program of less than 2 years” (1,206 postings, 17.9%), “post-secondary education or apprenticeship program of 2 to 3 years” (1,193 postings, 17.7%), and “secondary school” (1,184 postings, 17.5%). The least common skill level required are “university degree” (859 postings, 12.7%) and “management” (1,062 postings, 15.7%).
- Among non-managerial postings, 78.1% of postings in April required a formal education (secondary school or higher).
- The TEER category of the remaining 2,323 job postings in April (25.6% of the total) could not be identified.

April 2025 Online Job Postings by Source



- Employer corporate websites were the main source of 54.1% of April’s online job postings (4,906 postings).
- “Other” sources (3017, 33.3%) was also a significant source of online postings.

Note: Vicinity Jobs identifies original postings and eliminates duplicate reposts.

Appendix – TEER Categories and Examples of Jobs²

TEER	Occupation types	Examples
TEER 0	Management occupations	Advertising, marketing, and public relations managers Financial managers
TEER 1	Occupations that usually require a university degree	Financial advisors Software engineers
TEER 2	Occupations that usually require <ul style="list-style-type: none"> - a college diploma - apprenticeship training of 2 or more years, or - supervisory occupations 	Computer network and web technicians Medical laboratory technologists
TEER 3	Occupations that usually require <ul style="list-style-type: none"> - a college diploma - apprenticeship training of less than 2 years, or - more than 6 months of on-the-job training 	Bakers Dental assistants and dental laboratory assistants
TEER 4	Occupations that usually require <ul style="list-style-type: none"> - a high school diploma - several weeks of on-the-job training 	Home child care providers Retail salespersons and visual merchandisers
TEER 5	Occupations that usually need short-term work demonstration and no formal education	Landscaping and grounds maintenance labourers Delivery service drivers and door-to-door distributors

² Source: Immigration, Refugees and Citizenship Canada