

Labour Market Information News

Published by the Department of Labour, Skills and Immigration

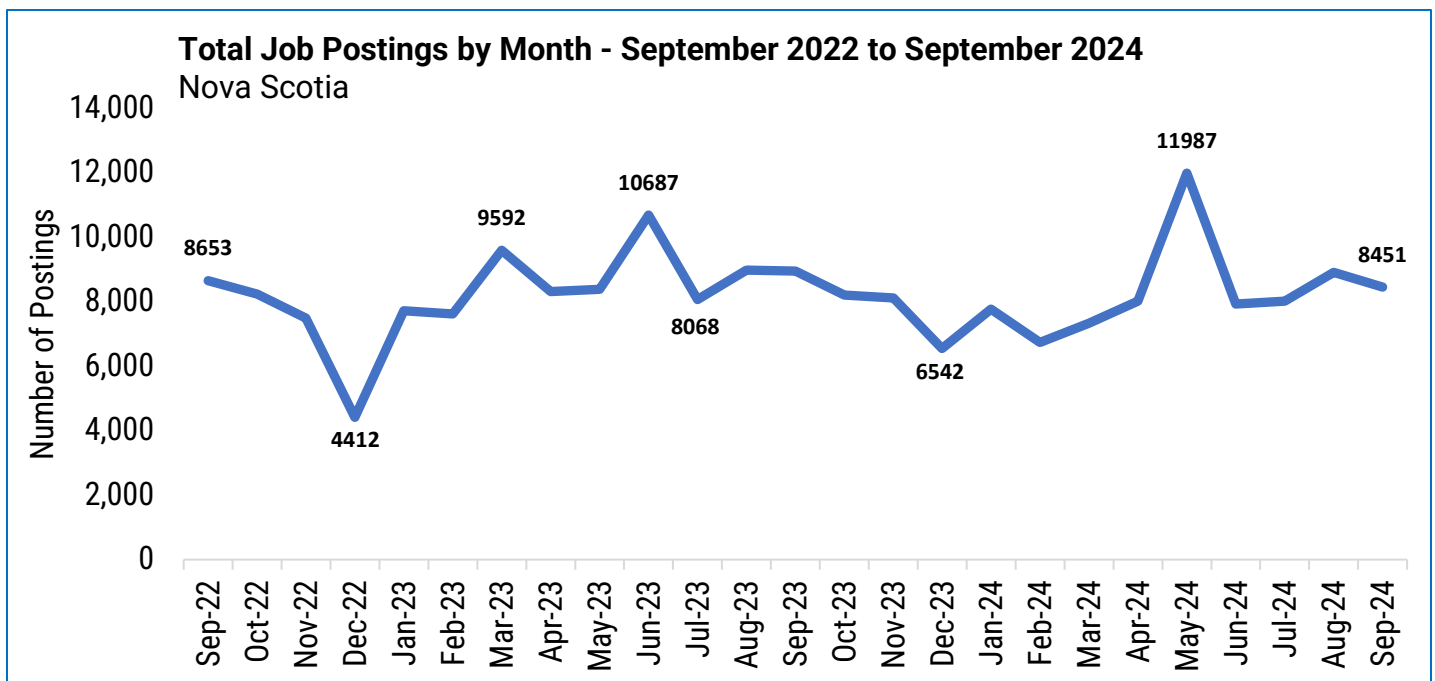
October 2024

Online Job Postings in Nova Scotia – September 2024

Overview

The total number of seasonally unadjusted job postings in Nova Scotia measured by Vicinity Jobs was 8,451 during the month of September 2024. Total postings dropped by 458 (-5.1%) compared to August 2024. September data is preliminary and may be revised.

During the month of September, the number of job postings by industry was highest for “retail trade”, “health care & social assistance” followed by “educational services.”



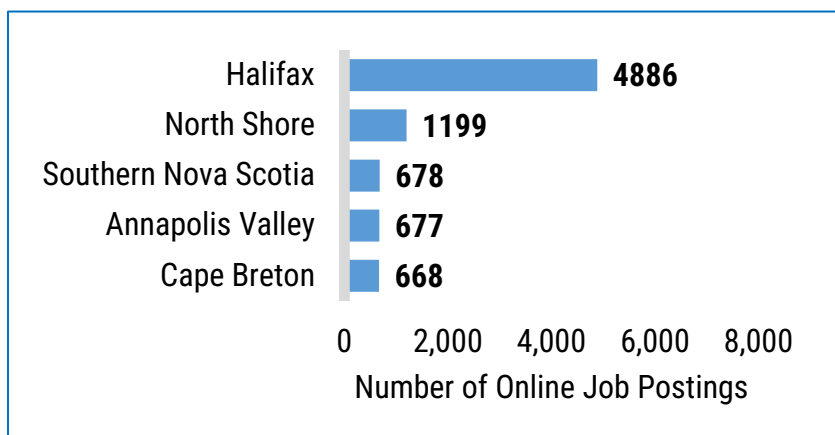
Total Online Job Postings

- During the month of September 2024, there were 8,451 online job postings in Nova Scotia – down 5.1% (-458 postings) from the prior month. Year-over-year, the number of postings were 5.6% lower than in September of 2023, when 8,953 jobs were posted.
- The average number of postings over the trailing 12-month period (October 2023 to September 2024) was 8,167 – 0.5% lower than the average in the same period in the previous year (October 2022 to September 2023) of 8,204.

Labour Market Information News

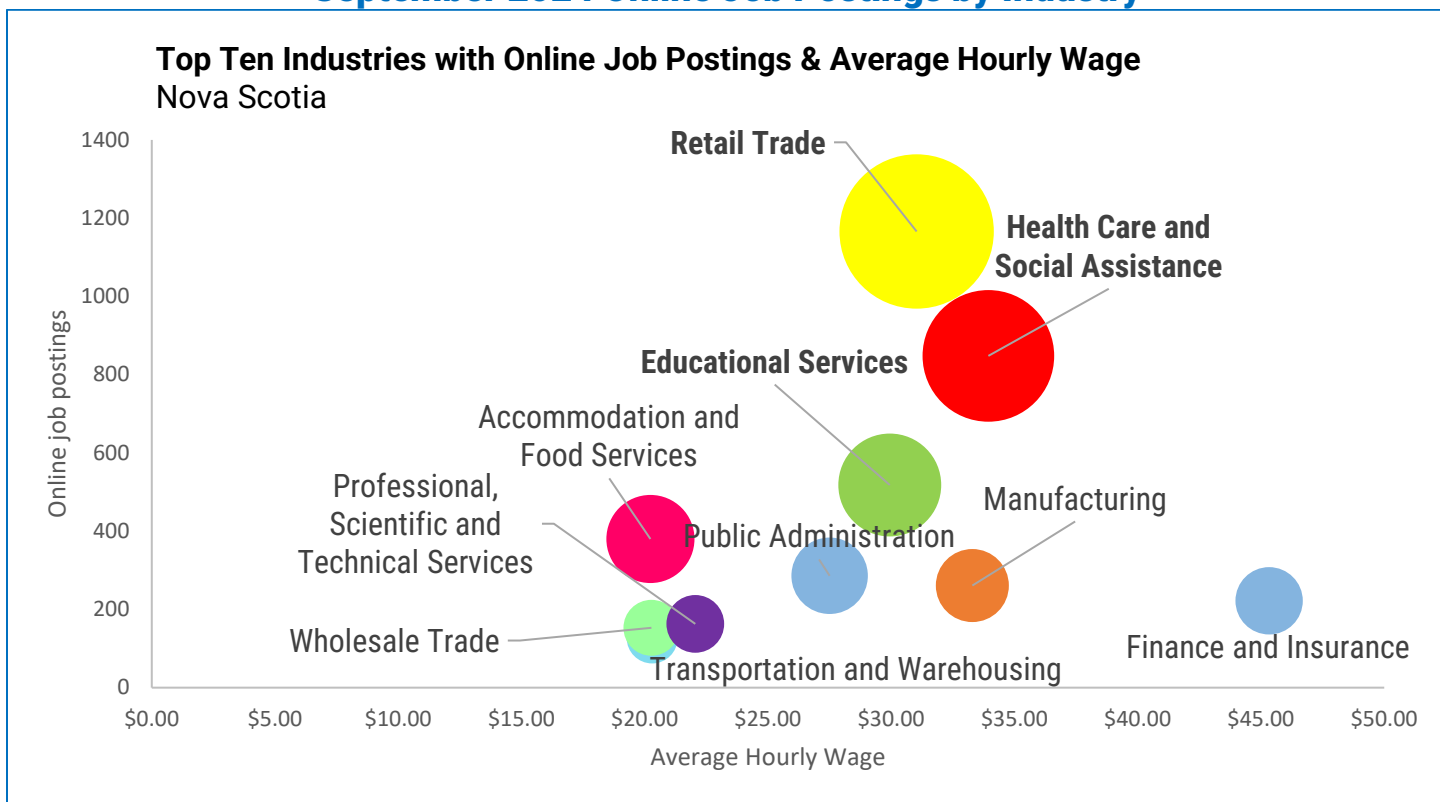
Department of Labour, Skills and Immigration, Research, Accountability & Intergovernmental Affairs Division

September 2024 Online Job Postings by Economic Region



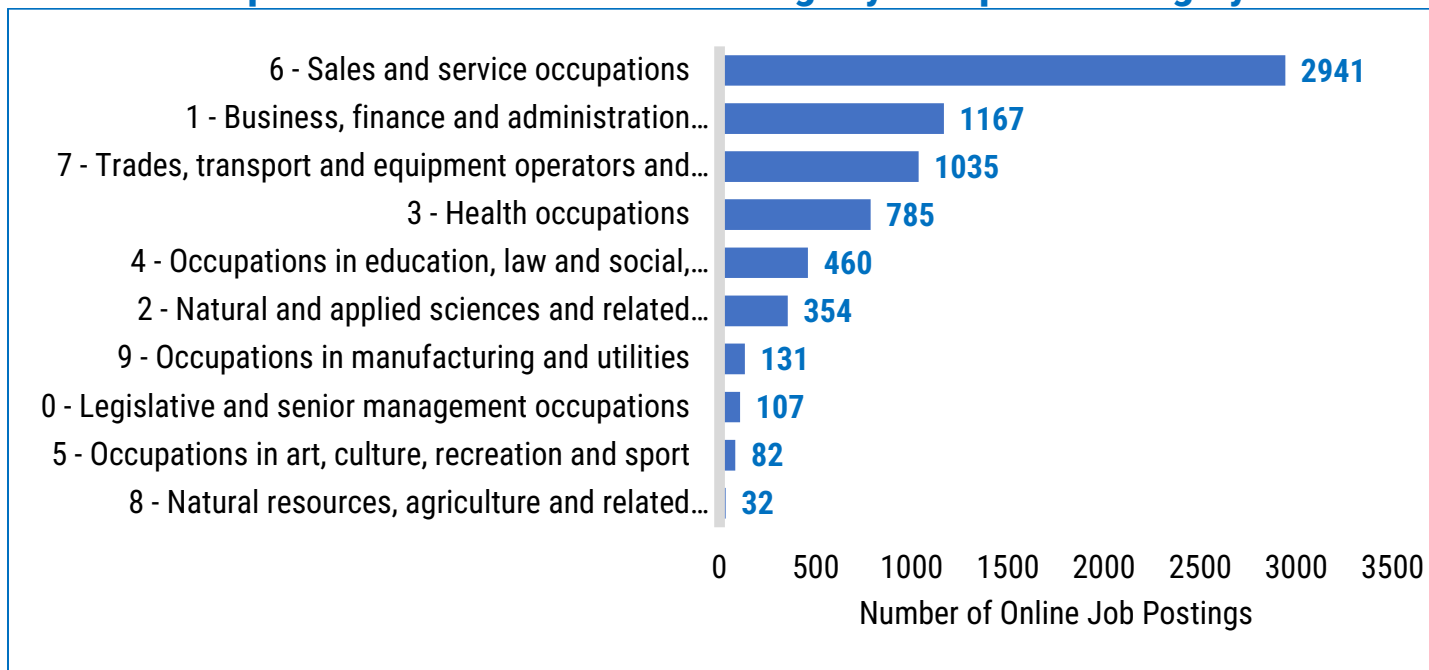
- Most online job postings in the month of September were in the Halifax economic region (4,886 postings, 57.8% of postings with identified economic regions).
- This was followed by the North Shore (14.2%), Southern (8.0%), Annapolis Valley (8.0%), and Cape Breton (7.9%) regions.
- 95.9% of job postings had identifiable economic regions.

September 2024 Online Job Postings by Industry



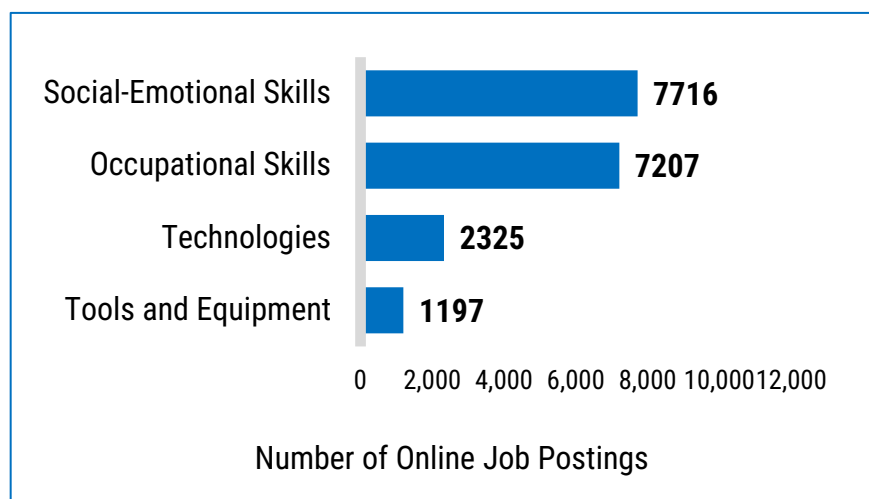
- The chart above contains the top ten industries by total online job postings in Nova Scotia and their offered average hourly wage over the month of September 2024.
- “Retail trade” had the highest number of job postings (1,166 postings), followed by “health care and social assistance” (848 postings) in September. “Educational services” came in third (518 postings).
- The highest average hourly wage was offered in “utilities” (\$45.99/hr), followed by “finance and insurance” (\$45.33/hour) and “health care and social assistance” (\$33.94/hour).

September 2024 Online Job Postings by Occupation Category



- The occupation category with the most online job postings in September was “sales and services,” accounting for 38.9% of all identifiable postings.

September 2024 Online Job Postings by Skill Group



- Among online job postings, 94.2% of postings in September (7,716) required social-emotional skills.
- 87.9% of postings (7,207) listed occupational skills¹ as a requirement, followed by technological skills (2,325 28.4%), and tools and equipment (1,197, 14.6%).

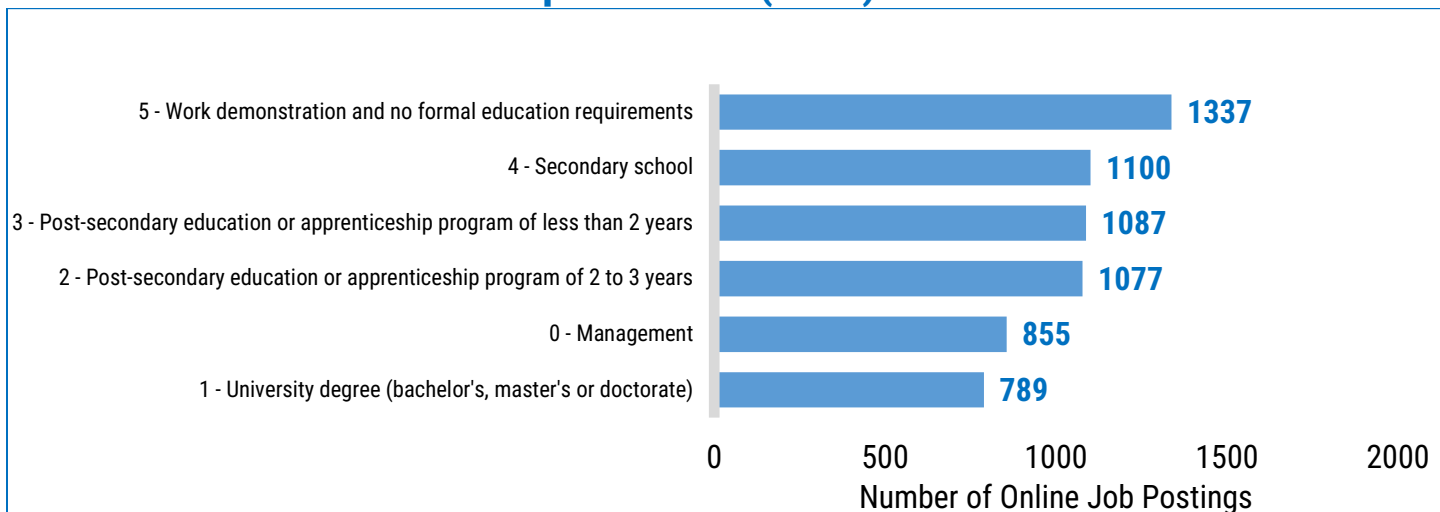
- Note: a posting may have requirements matching multiple skill groups.

¹ Occupational skills are a set of knowledge and skills that employees need for a specific job or occupation.

Labour Market Information News

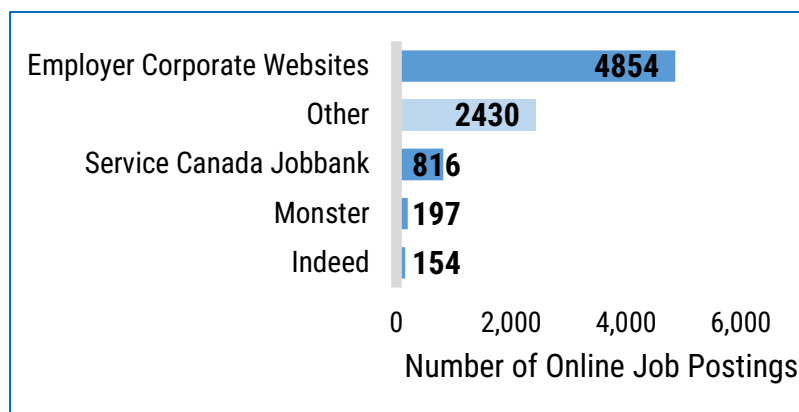
Department of Labour, Skills and Immigration, Research, Accountability & Intergovernmental Affairs Division

September 2024 Online Job Postings by Training, Education, Experience & Responsibilities (TEER) Level



- In contrast with postings by skill group, online job postings are only matched to one training, education, experience & responsibilities (TEER) level where requirements are identified. TEER levels replaced skill levels with the transition to the 2021 version of the National Occupational Classification (NOC) system.
- The most common skill level required of online job postings in September was “work demonstration and no formal education requirements”, accounting for 1,337 postings, 21.4% of postings with an identified TEER level), followed by “secondary school” (1,100 postings, 17.6%), “post-secondary education or apprenticeship program (2 to 3 years)” (1,087 postings, 17.4%), “post-secondary education or apprenticeship program (less than 2 years)” (1,077 postings, 17.2%), “management” (855 postings, 13.7%), and “university degree” (789 postings, 12.6%).
- Among non-managerial postings, 75.2% of postings in September required a formal education (secondary school or higher).
- The TEER category of the remaining 2,206 job postings in September (26.1% of the total) could not be identified.

September 2024 Online Job Postings by Source



- Employer corporate websites were the main source of 57.4% of September’s online job postings (4,854 postings).
- Service Canada Job Bank (816 postings, 9.7%) was also a significant source of online postings. Monster was the source of 197 job postings (2.3%), and Indeed recorded 154 postings (1.8%).

Note: Vicinity Jobs identifies original postings and eliminates duplicate reposts.

Appendix – TEER Categories and Examples of Jobs²

TEER	Occupation types	Examples
TEER 0	Management occupations	Advertising, marketing, and public relations managers Financial managers
TEER 1	Occupations that usually require a university degree	Financial advisors Software engineers
TEER 2	Occupations that usually require <ul style="list-style-type: none"> - a college diploma - apprenticeship training of 2 or more years, or - supervisory occupations 	Computer network and web technicians Medical laboratory technologists
TEER 3	Occupations that usually require <ul style="list-style-type: none"> - a college diploma - apprenticeship training of less than 2 years, or - more than 6 months of on-the-job training 	Bakers Dental assistants and dental laboratory assistants
TEER 4	Occupations that usually require <ul style="list-style-type: none"> - a high school diploma - several weeks of on-the-job training 	Home child care providers Retail salespersons and visual merchandisers
TEER 5	Occupations that usually need short-term work demonstration and no formal education	Landscaping and grounds maintenance labourers Delivery service drivers and door-to-door distributors

² Source: Immigration, Refugees and Citizenship Canada