

# Labour Market Information News

Published by the Department of Labour, Skills and Immigration

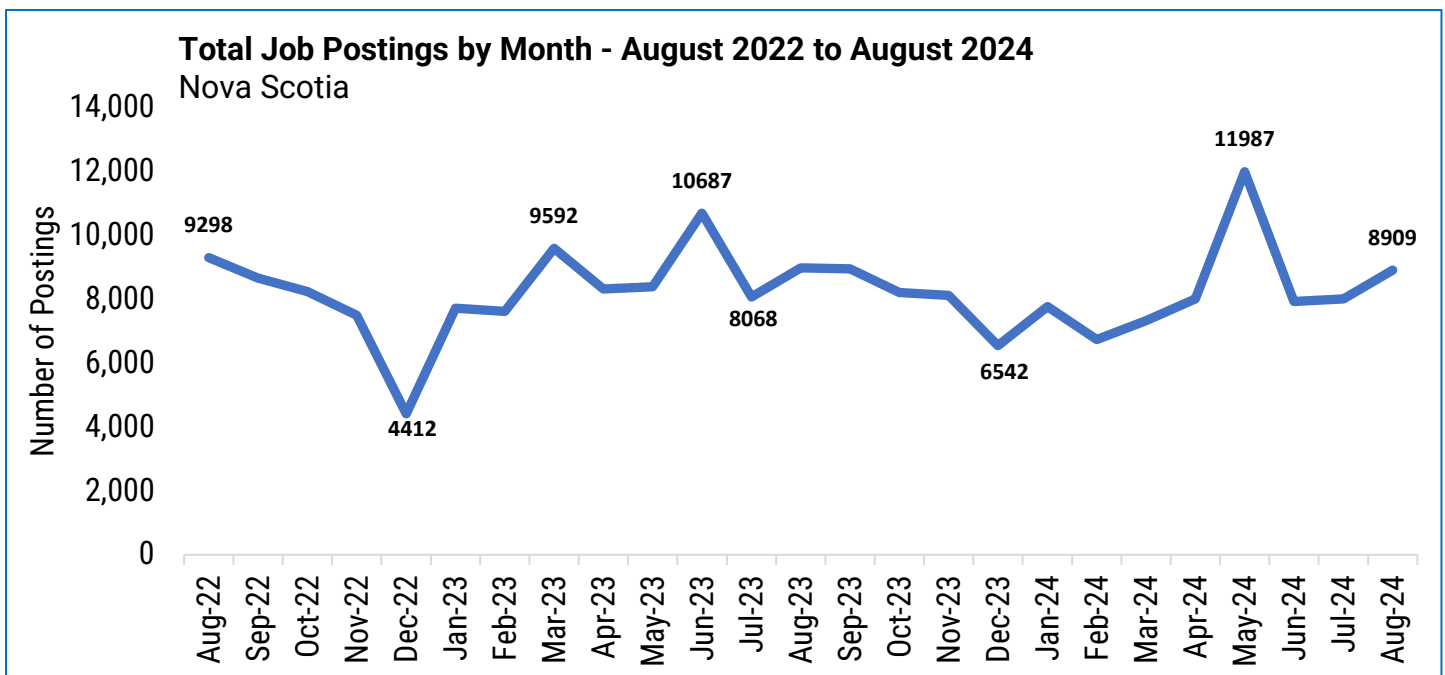
September 2024

## Online Job Postings in Nova Scotia – August 2024

### Overview

The total number of seasonally unadjusted job postings in Nova Scotia measured by Vicinity Jobs was 8,909 during the month of August 2024. Total postings increased by 897 (+11.2%) compared to July 2024. August data is preliminary and may be revised.

During the month of August, the number of job postings by industry was highest for “retail trade”, “health care & social assistance” followed by “accommodation and food services.”



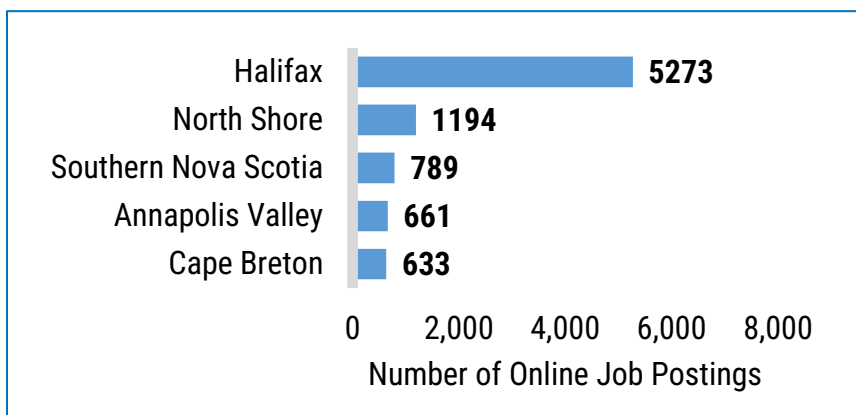
### Total Online Job Postings

- During the month of August 2024, there were 8,909 online job postings in Nova Scotia – up 11.2% (+897 postings) from the prior month. Year-over-year, the number of postings were 0.8% lower than in August of 2023, when 8,979 jobs were posted.
- The average number of postings over the trailing 12-month period (September 2023 to August 2024) was 8,209 – 0.4% higher than the average in the same period in the previous year (September 2022 to August 2023) of 8,179.

# Labour Market Information News

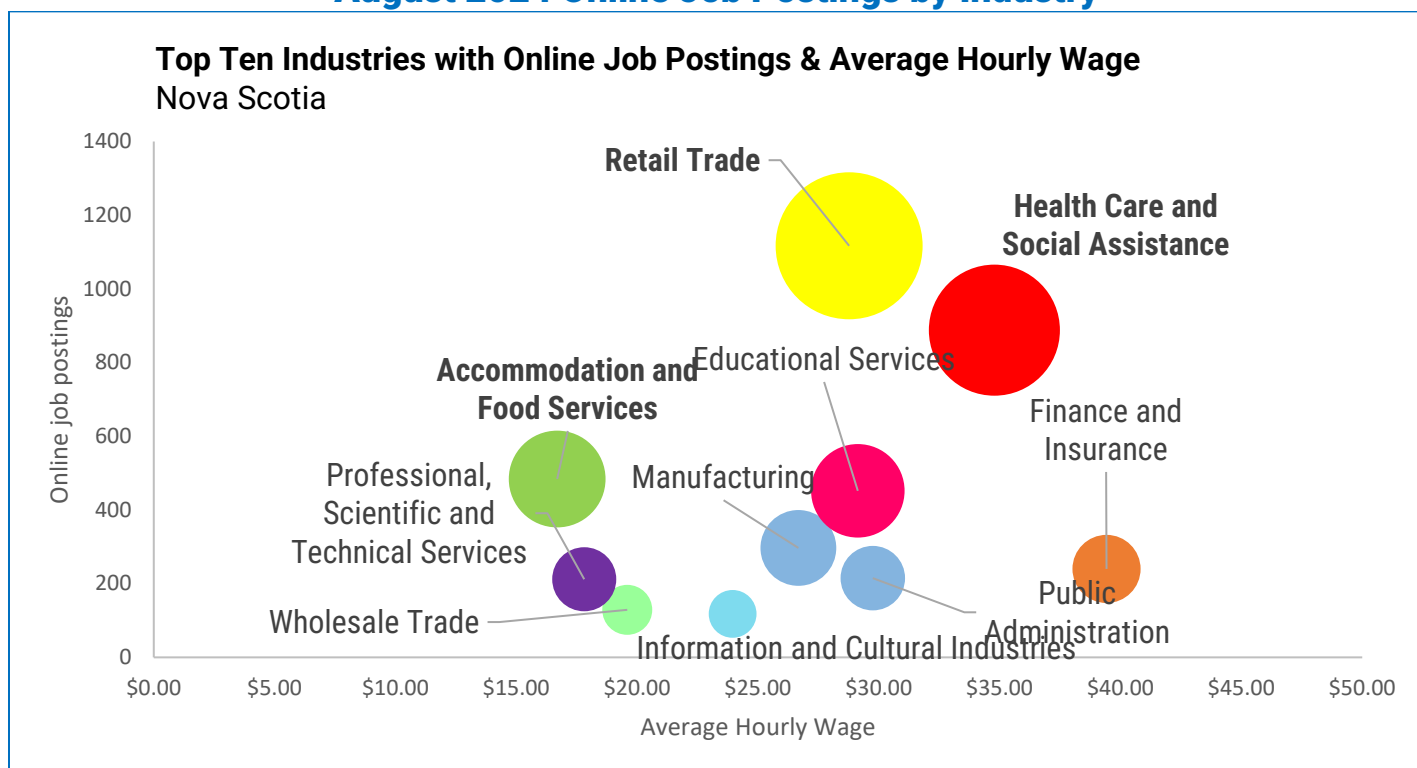
Department of Labour, Skills and Immigration, Research, Accountability & Intergovernmental Affairs Division

## August 2024 Online Job Postings by Economic Region



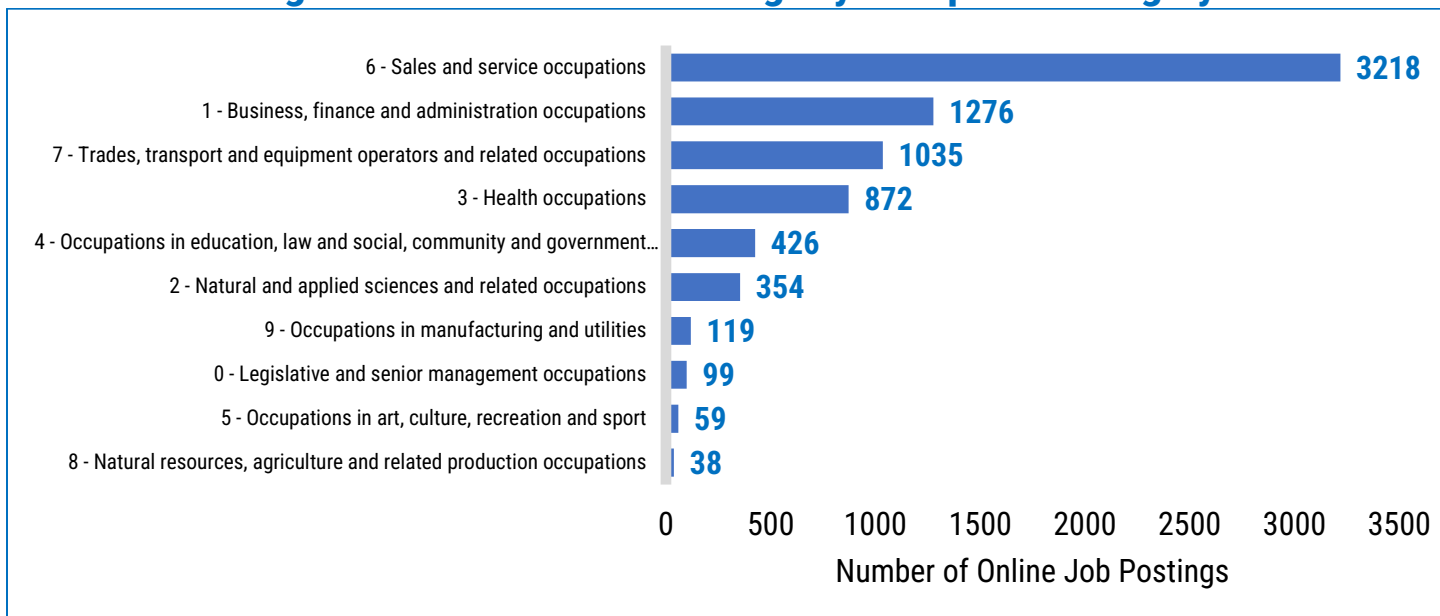
- Most online job postings in the month of August were in the Halifax economic region (5,273 postings, 61.7% of postings with identified economic regions).
- This was followed by the North Shore (14.0%), Southern (9.2%), Annapolis Valley (7.7%), and Cape Breton (7.4%) regions.
- 96.0% of job postings had identifiable economic regions.

## August 2024 Online Job Postings by Industry



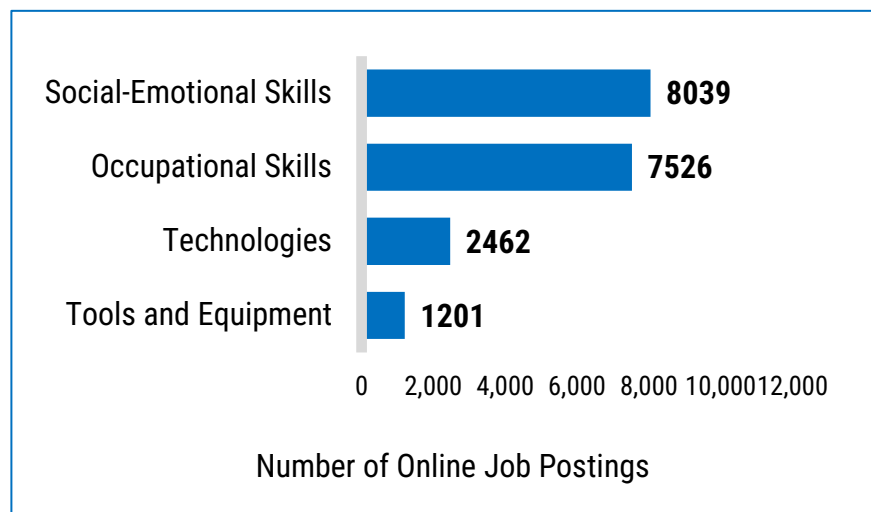
- The chart above contains the top ten industries by total online job postings in Nova Scotia and their offered average hourly wage over the month of August 2024.
- “Retail trade” had the highest number of job postings, followed by “health care and social assistance” in August. “Accommodation and food services” came in third.
- The highest average hourly wage was offered in “finance and insurance” (\$39.42/hour), followed by “management of companies and enterprises” (\$36.33/hour), and “health care and social assistance” (\$34.78/hour).

## August 2024 Online Job Postings by Occupation Category



- The occupation category with the most online job postings in August was “sales and services,” accounting for 36.1% of all identifiable postings.

## August 2024 Online Job Postings by Skill Group

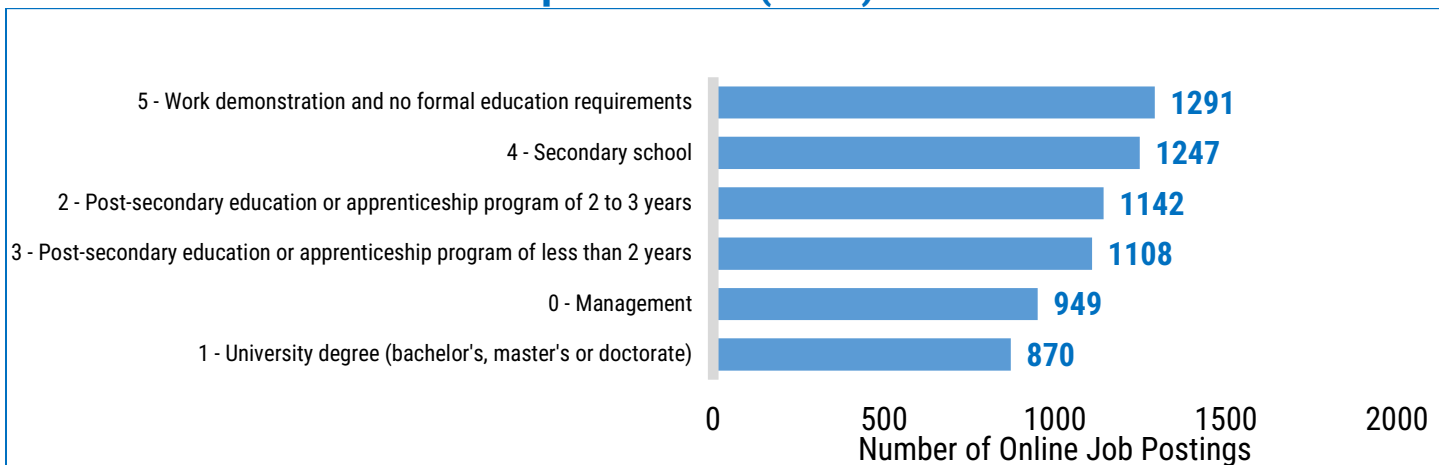


- Among online job postings, 93.8% of postings in August (8,039) required social-emotional skills.
- 87.8% of postings (7,526) listed occupational skills<sup>1</sup> as a requirement, followed by technological skills (2,462 28.7%), and tools and equipment (1201, 14.0%).

- Note: a posting may have requirements matching multiple skill groups.

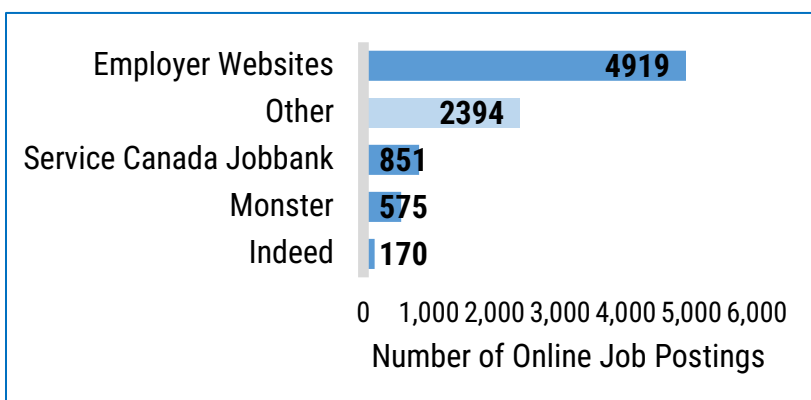
<sup>1</sup> Occupational skills are a set of knowledge and skills that employees need for a specific job or occupation.

## August 2024 Online Job Postings by Training, Education, Experience & Responsibilities (TEER) Level



- In contrast with postings by skill group, online job postings are only matched to one training, education, experience & responsibilities (TEER) level where requirements are identified. TEER levels replaced skill levels with the transition to the 2021 version of the National Occupational Classification (NOC) system.
- The most common skill level required of online job postings in August was “work demonstration and no formal education requirements”, accounting for 1,291 postings, 19.5% of postings with an identified TEER level), followed by “secondary school” (1,247 postings, 18.9%), “post-secondary education or apprenticeship program (2 to 3 years)” (1,142 postings, 17.3%), “post-secondary education or apprenticeship program (less than 2 years)” (1,108 postings, 16.8%), “management” (949 postings, 14.4%), and “university degree” (870 postings, 13.2%).
- Among non-managerial postings, 77.2% of postings in August required a formal education (secondary school or higher).
- The TEER category of the remaining 2,302 job postings in August (25.8% of the total) could not be identified.

## August 2024 Online Job Postings by Source



- Employer corporate websites were the main source of 55.2% of August’s online job postings (4,919 postings).
- Service Canada Job Bank (851 postings, 9.6%) was also a significant source of online postings. Monster was the source of 575 job postings (6.5%), and Indeed recorded 170 postings (1.9%).

*Note: Vicinity Jobs identifies original postings and eliminates duplicate reposts.*

## Appendix – TEER Categories and Examples of Jobs<sup>2</sup>

TEER	Occupation types	Examples
TEER 0	Management occupations	Advertising, marketing, and public relations managers Financial managers
TEER 1	Occupations that usually require a university degree	Financial advisors Software engineers
TEER 2	Occupations that usually require <ul style="list-style-type: none"> <li>- a college diploma</li> <li>- apprenticeship training of 2 or more years, or</li> <li>- supervisory occupations</li> </ul>	Computer network and web technicians Medical laboratory technologists
TEER 3	Occupations that usually require <ul style="list-style-type: none"> <li>- a college diploma</li> <li>- apprenticeship training of less than 2 years, or</li> <li>- more than 6 months of on-the-job training</li> </ul>	Bakers Dental assistants and dental laboratory assistants
TEER 4	Occupations that usually require <ul style="list-style-type: none"> <li>- a high school diploma</li> <li>- several weeks of on-the-job training</li> </ul>	Home child care providers Retail salespersons and visual merchandisers
TEER 5	Occupations that usually need short-term work demonstration and no formal education	Landscaping and grounds maintenance labourers Delivery service drivers and door-to-door distributors

<sup>2</sup> Source: Immigration, Refugees and Citizenship Canada