

Labour Market Information News

Published by the Department of Labour, Skills and Immigration

August 2024

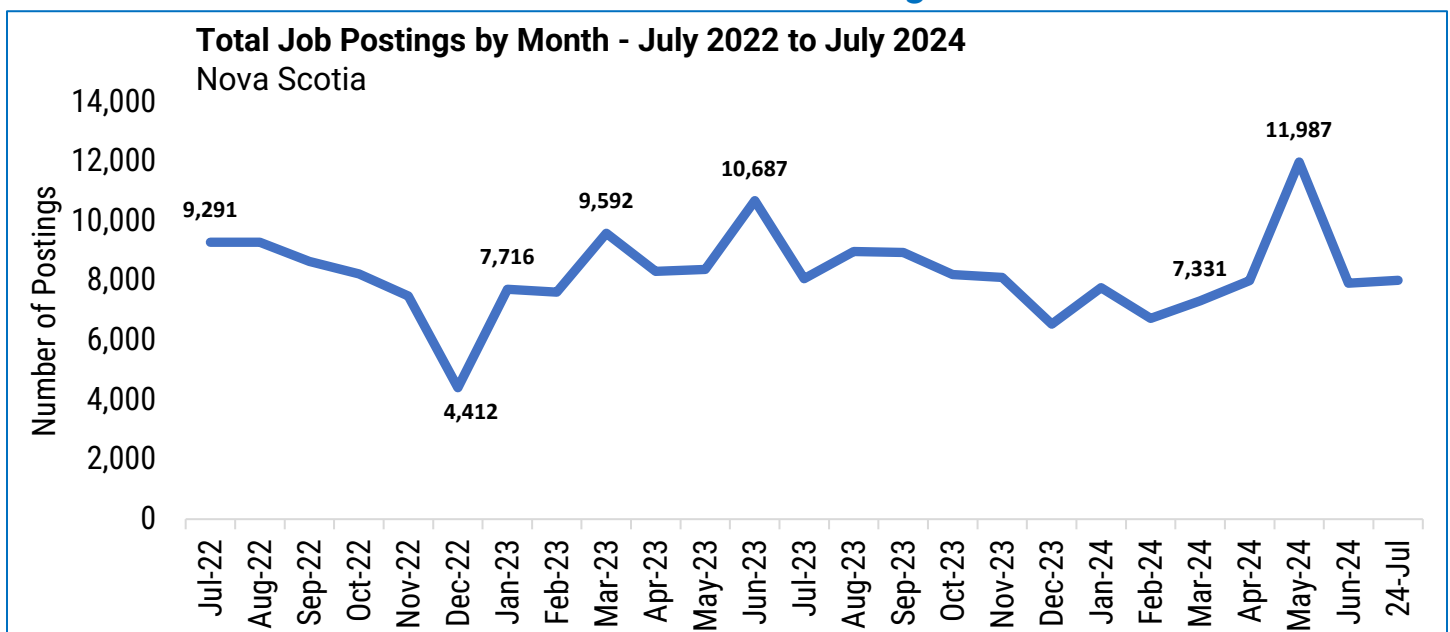
Online Job Postings in Nova Scotia – July 2024

Overview

The total number of seasonally unadjusted job postings in Nova Scotia measured by Vicinity Jobs was 8,012 during the month of July 2024. Total postings increased by 87 (+1.1%) compared to June 2024. July data is preliminary and may be revised.

During the month of July, the number of job postings by industry was highest for “retail trade”, “health care & social assistance” followed by “educational services.”

Total Online Job Postings

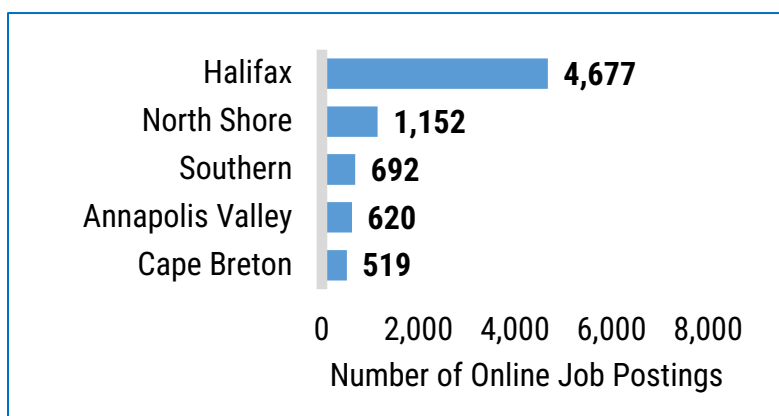


- During the month of July 2024, there were 8,012 online job postings in Nova Scotia – up 1.1% (+87 postings) from the prior month. Year-over-year, the number of postings were 0.7% lower than in July of 2023, when 8,068 jobs were posted.
- The average number of postings over the trailing 12-month period (August 2023 to July 2024) was 8,214 – 0.1% lower than the average in the same period in the previous year (August 2022 to July 2023) of 8,206.

Labour Market Information News

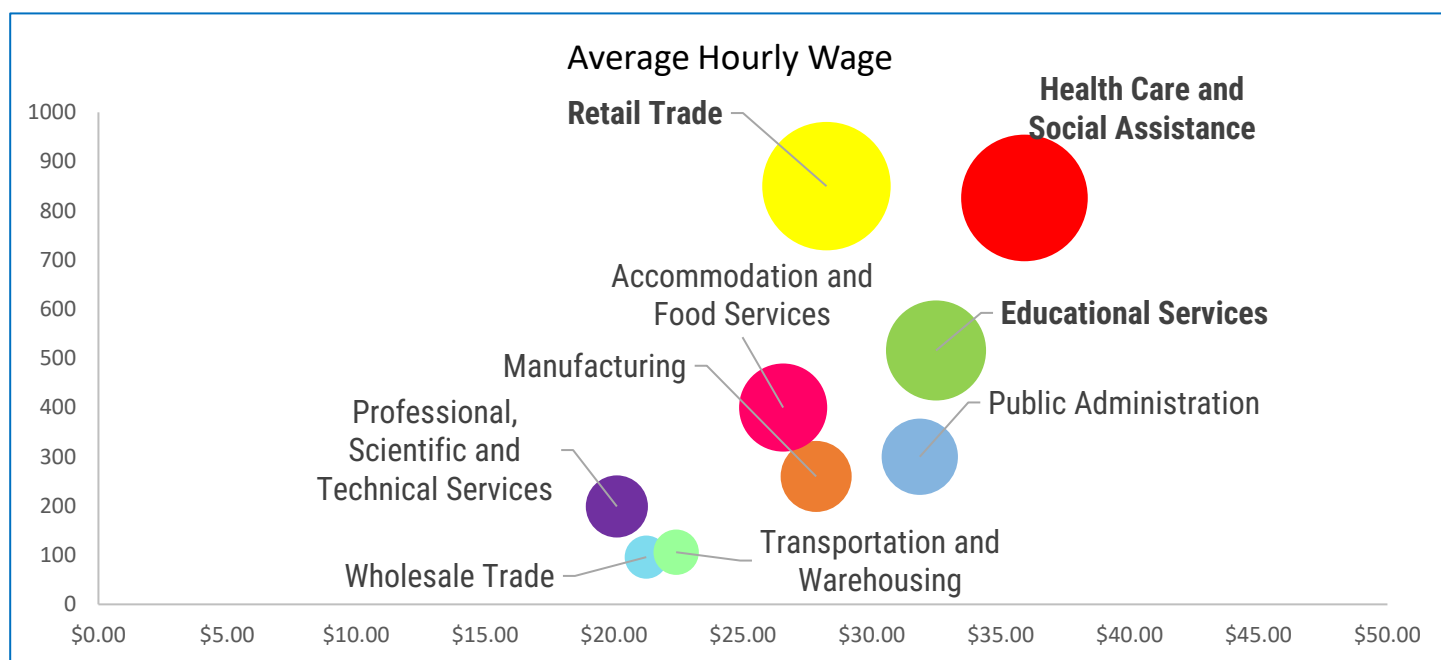
Department of Labour, Skills and Immigration, Research, Accountability & Intergovernmental Affairs Division

July 2024 Online Job Postings by Economic Region



- Most online job postings in the month of July were in the Halifax economic region (4,677 postings, 61.1% of postings with identified economic regions).
- This was followed by the North Shore (15.0%), Southern (9.0%), Annapolis Valley (8.1%), and Cape Breton (6.8%) regions.
- 95.6% of job postings had identifiable economic regions.

July 2024 Online Job Postings by Industry

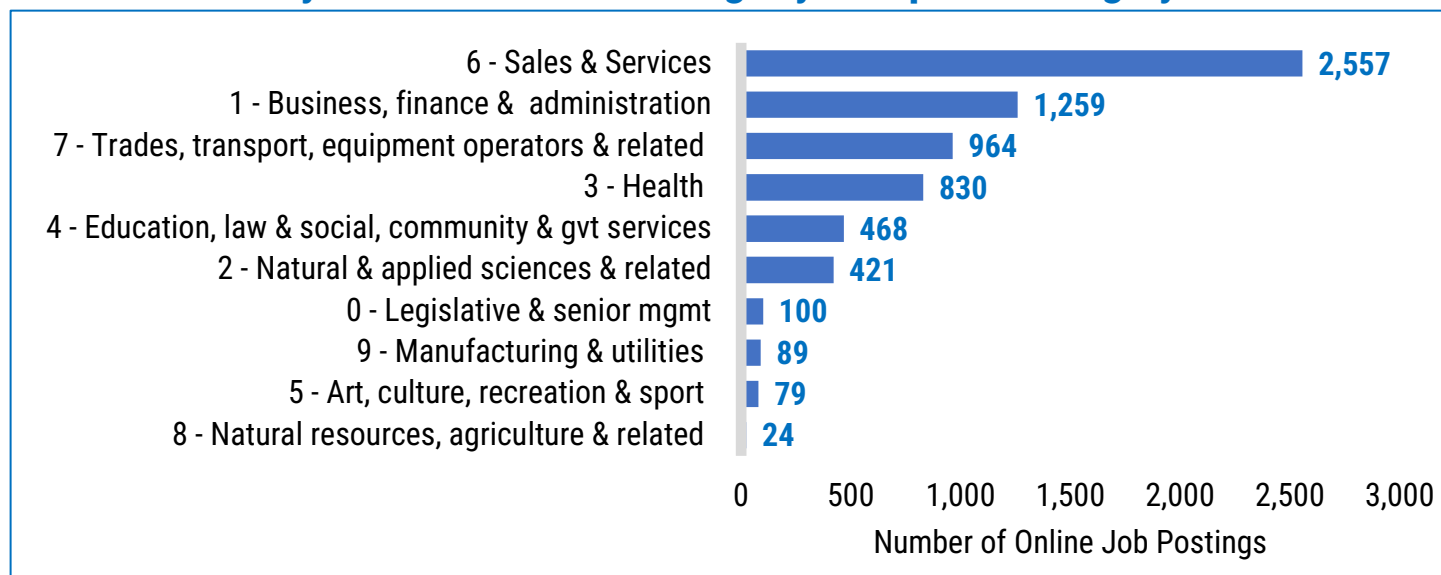


- The chart above contains the top ten industries by total online job postings in Nova Scotia and their offered average hourly wage over the month of July 2024.
- “Retail trade” had the highest number of job postings, followed by “Health care and social assistance” in July. “Educational services” came in third.
- The highest average hourly wage was offered in “finance and insurance” (\$56.17/hour), followed by “utilities” (\$44.44/hour), and “services other than public administration” (\$37.88/hour).

Labour Market Information News


Department of Labour, Skills and Immigration, Research, Accountability & Intergovernmental Affairs Division

July 2024 Online Job Postings by Occupation Category



- The occupation category with the most online job postings in July was “sales and services,” accounting for 37.7% of all identifiable postings.

July 2024 Online Job Postings by Skill Group



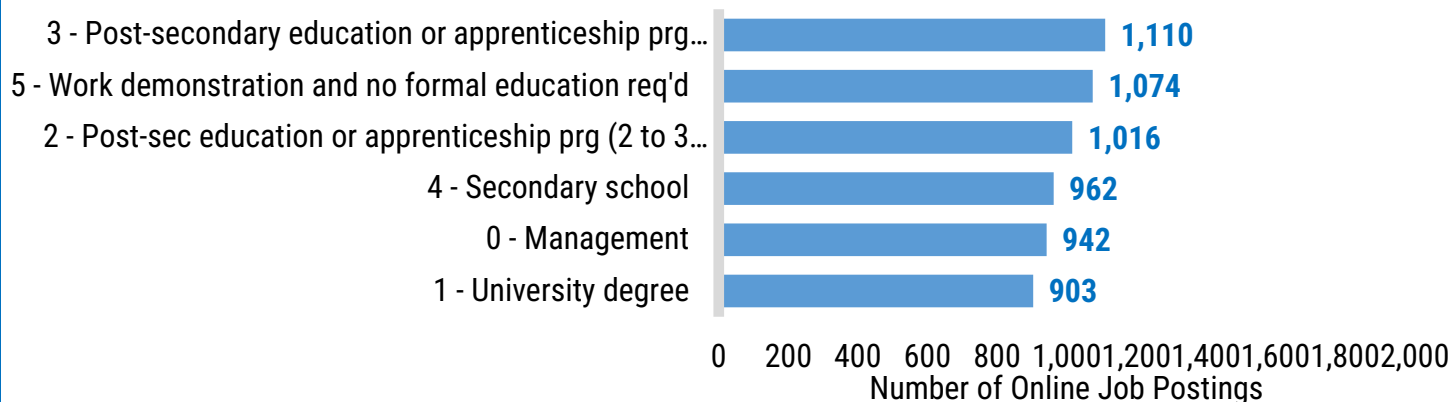
- Among online job postings, 93.8% of postings in July (7,055) required social-emotional skills.
- 87.9% of postings (6,614) listed occupational skills¹ as a requirement, followed by technological skills (2,281, 30.3%), and tools and equipment (994, 13.2%).
- Note: a posting may have requirements matching multiple skill groups.

¹ Occupational skills are a set of knowledge and skills that employees need for a specific job or occupation.

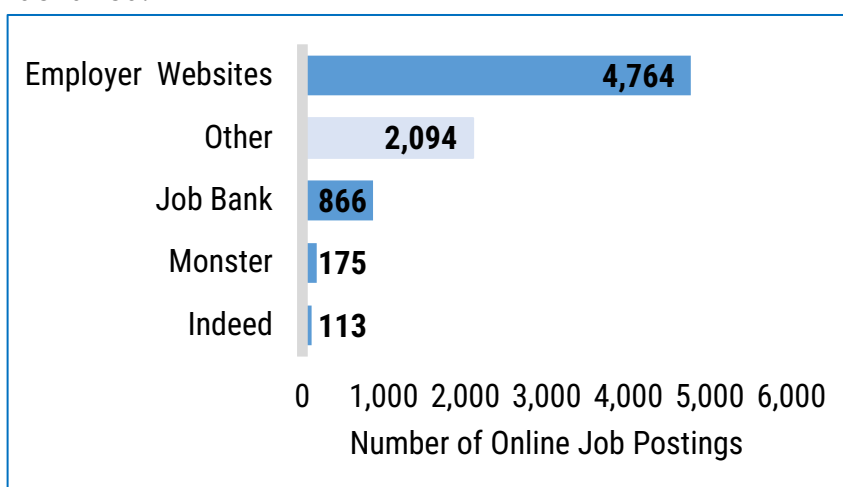
Labour Market Information News

Department of Labour, Skills and Immigration, Research, Accountability & Intergovernmental Affairs Division

July 2024 Online Job Postings by Training, Education, Experience & Responsibilities (TEER) Level



- In contrast with postings by skill group, online job postings are only matched to one training, education, experience & responsibilities (TEER) level where requirements are identified. TEER levels replaced skill levels with the transition to the 2021 version of the National Occupational Classification (NOC) system.
- The most common skill level required of online job postings in July was “post-secondary education or apprenticeship program (less than 2 years)”, accounting for 1,110 postings (18.5% of postings with an identified TEER level), followed by “work demonstration and no formal education required” (1,074 postings, 17.9%), “post-secondary education or apprenticeship program (2 to 3 years)” (1,016 postings, 16.9%), “secondary school” (962 postings, 16.0%), “management” (942 postings, 15.7%), and “university degree” (903 postings, 15.0%).
- Among non-managerial postings, 78.8% of postings in July required a formal education (secondary school or higher).
- The TEER category of the remaining 2,005 job postings in July (25.0% of the total) could not be identified.



July 2024 Online Job Postings by Source

- Employer corporate websites were the main source of 59.5% of July’s online job postings (4,764 postings).
- Job Bank (866 postings, 10.8%) was also a significant source of online postings. Monster was the source of 175 job postings (2.2%), and Indeed recorded 113 postings (1.4%).

Note: Vicinity Jobs identifies original postings and eliminates duplicate reposts.

Appendix – TEER Categories and Examples of Jobs²

TEER	Occupation types	Examples
TEER 0	Management occupations	Advertising, marketing, and public relations managers Financial managers
TEER 1	Occupations that usually require a university degree	Financial advisors Software engineers
TEER 2	Occupations that usually require <ul style="list-style-type: none"> - a college diploma - apprenticeship training of 2 or more years, or - supervisory occupations 	Computer network and web technicians Medical laboratory technologists
TEER 3	Occupations that usually require <ul style="list-style-type: none"> - a college diploma - apprenticeship training of less than 2 years, or - more than 6 months of on-the-job training 	Bakers Dental assistants and dental laboratory assistants
TEER 4	Occupations that usually require <ul style="list-style-type: none"> - a high school diploma - several weeks of on-the-job training 	Home child care providers Retail salespersons and visual merchandisers
TEER 5	Occupations that usually need short-term work demonstration and no formal education	Landscaping and grounds maintenance labourers Delivery service drivers and door-to-door distributors

² Source: Immigration, Refugees and Citizenship Canada