

# Labour Market Information News

Published by the Department of Labour, Skills and Immigration

July 2024

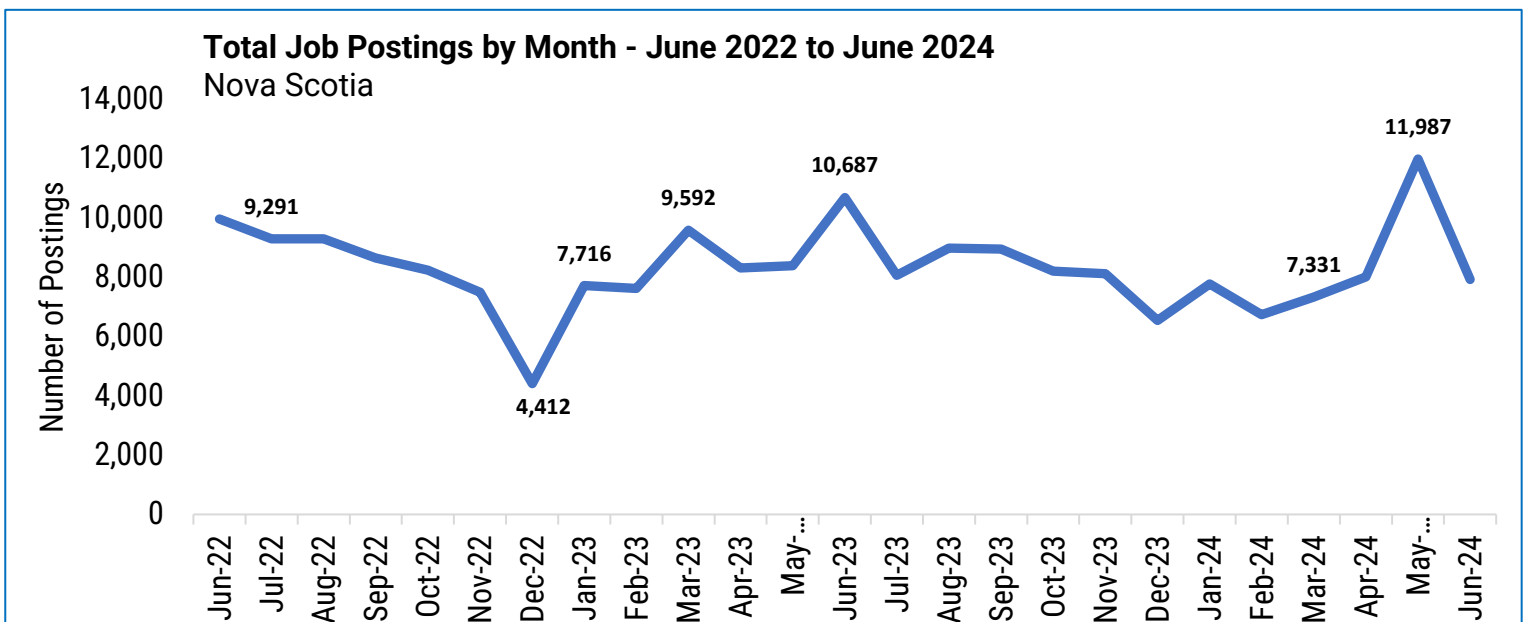
## Online Job Postings in Nova Scotia – June 2024

### Overview

The total number of seasonally unadjusted job postings in Nova Scotia measured by Vicinity Jobs was 7,925 during the month of June 2024. Total postings decreased by 4,062 (-33.9%) compared to May 2024. June data is preliminary and may be revised.

During the month of June, the number of job postings by industry was highest for “health care & social assistance” followed by “retail trade” and “educational services.”

### Total Online Job Postings

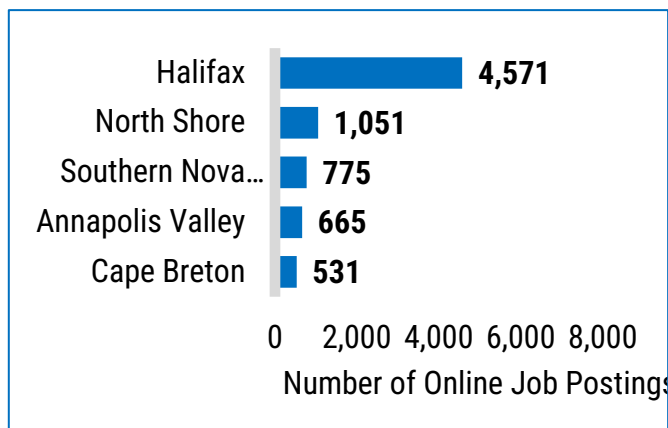


- During the month of June 2024, there were 7,925 online job postings in Nova Scotia – down 33.9% (-4,062 postings) from the prior month. Year-over-year, the number of postings were 25.8% lower than in June of 2023, when 10,687 jobs were posted.
- The average number of postings over the trailing 12-month period (July 2023 to June 2024) was 8,219 – 1.1% lower than the average in the same period in the previous year (July 2022 to June 2023) of 8,308.

# Labour Market Information News

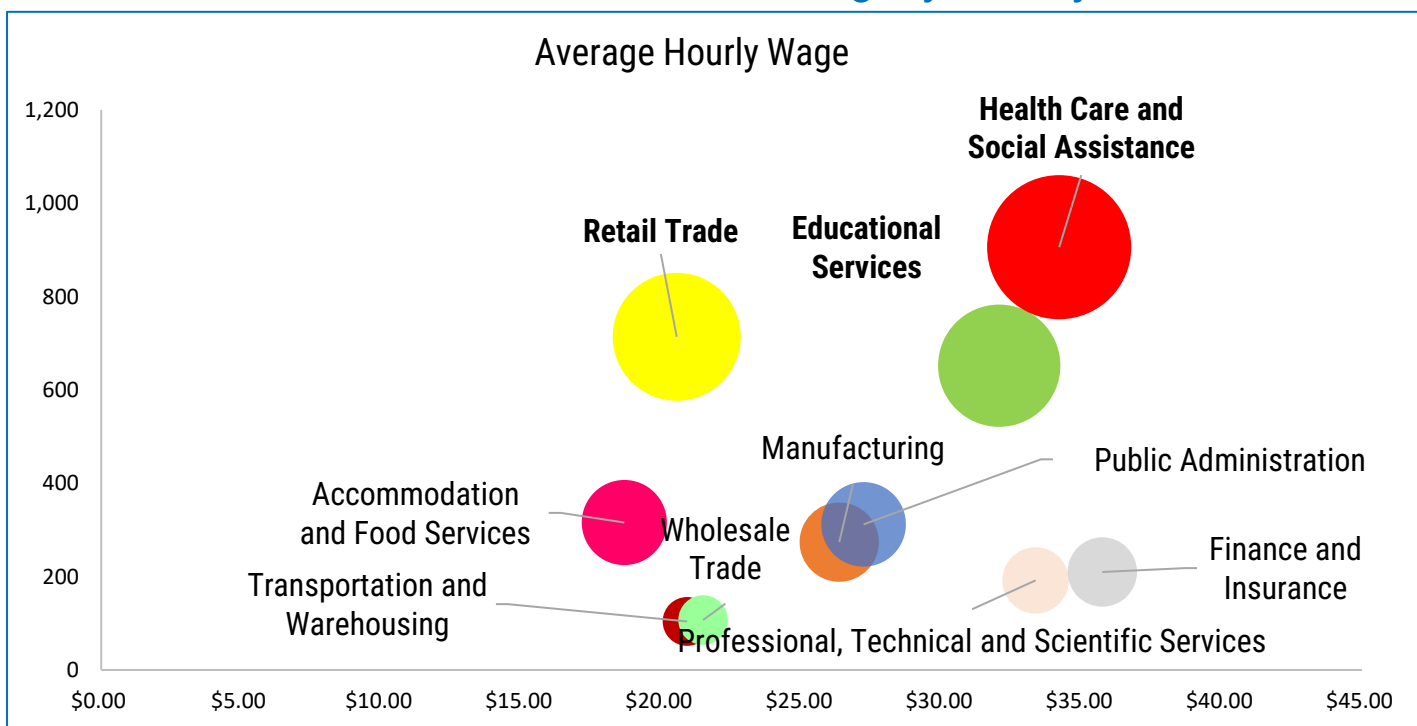
Department of Labour, Skills and Immigration, Research, Accountability & Intergovernmental Affairs Division

## June 2024 Online Job Postings by Economic Region



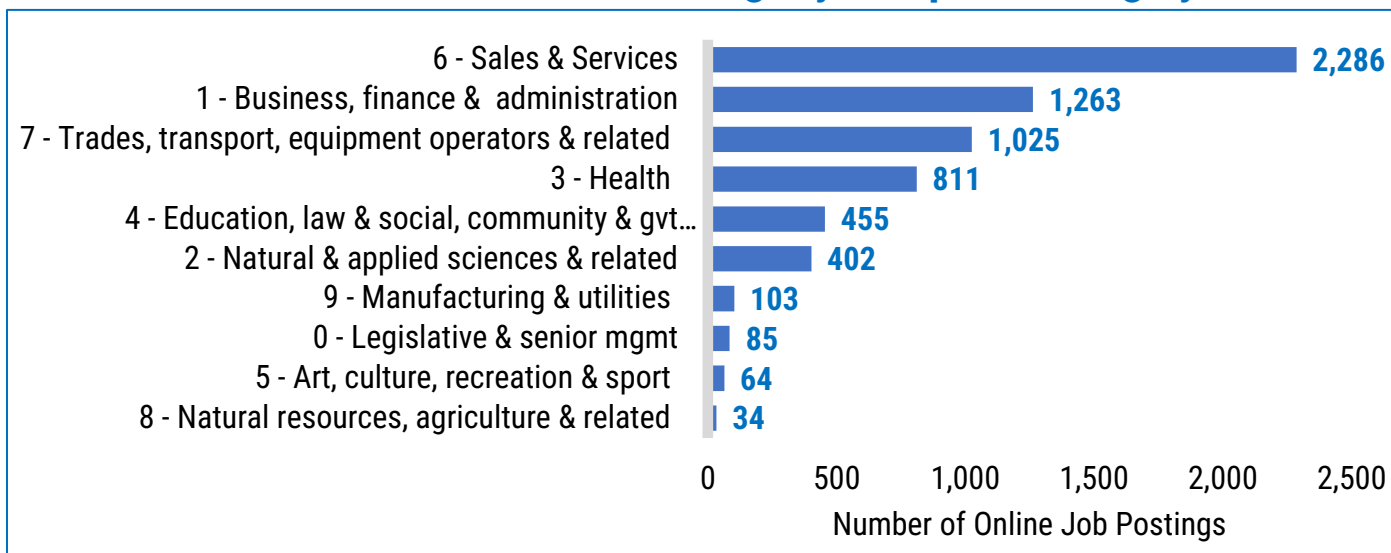
- Most online job postings in the month of June were in the Halifax economic region (4,571 postings, 60.2% of postings with identified economic regions).
- This was followed by the North Shore (13.8%), Southern (10.2%), Annapolis Valley (8.8%), and Cape Breton (7.0%) regions.
- 95.8% of job postings had identifiable economic regions.

## June 2024 Online Job Postings by Industry



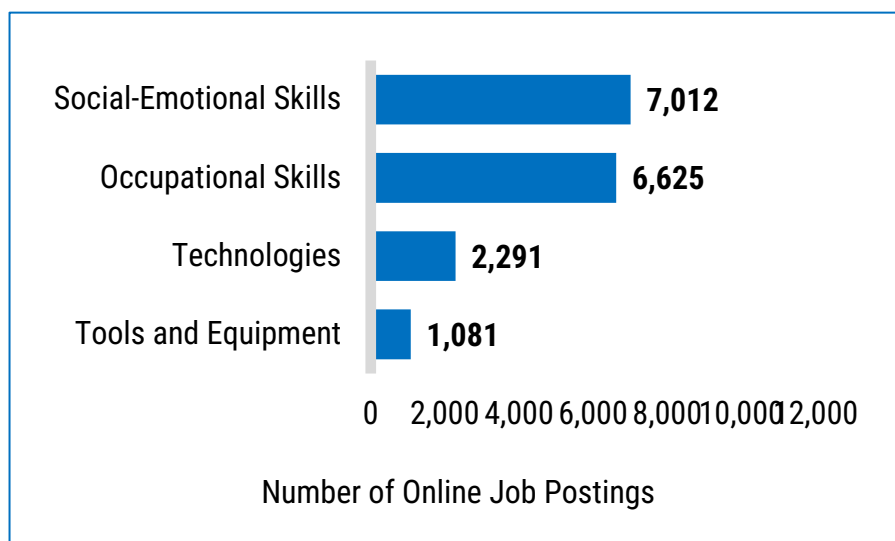
- The chart above contains the top ten industries by total online job postings in Nova Scotia and their offered average hourly wage over the month of June 2024.
- “Health care and social assistance” had the highest number of job postings in June. “Retail trade” was second highest, and “educational services” came in third.
- The highest average hourly wage was offered in “finance and insurance” (\$35.73/hour), followed by “health care and social assistance” (\$34.19/hour), and “professional, scientific and technical services” (\$33.35/hour).

## June 2024 Online Job Postings by Occupation Category



- The occupation category with the most online job postings in June was “sales and services,” accounting for 35.0% of all identifiable postings, having decreased by 1,269 postings (-35.7%) compared with May 2024.

## June 2024 Online Job Postings by Skill Group



- Among online job postings, 92.6% of postings in June (7,012) required social-emotional skills.
- 87.5% of postings (6,625) listed occupational skills<sup>1</sup> as a requirement, followed by technological skills (2,291, 30.3%), and tools and equipment (1,081, 14.3%).

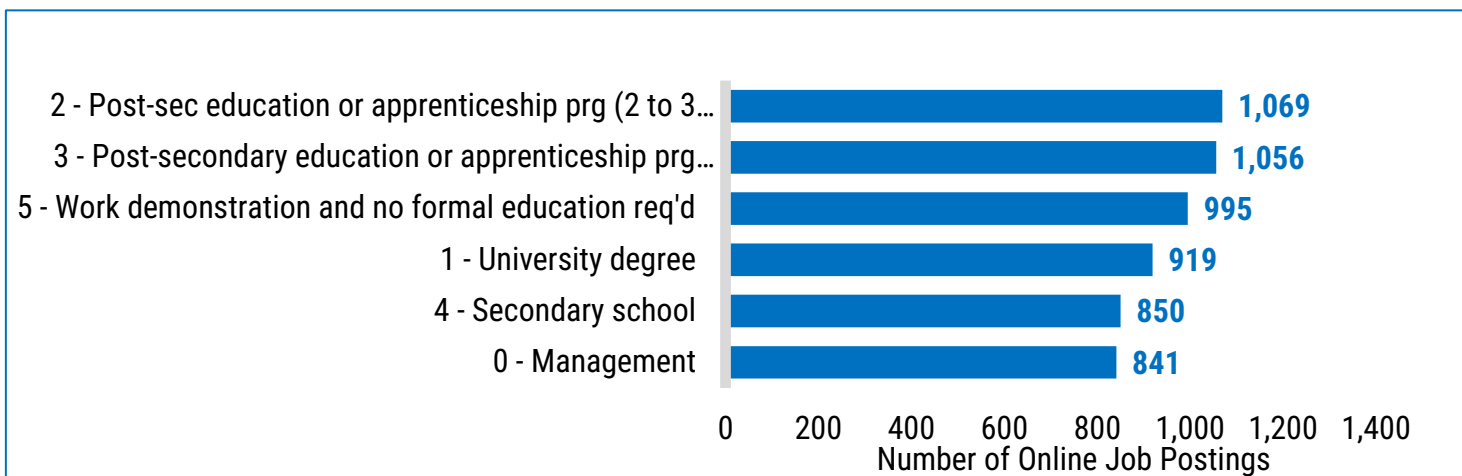
- Note: a posting may have requirements matching multiple skill groups.

<sup>1</sup> Occupational skills are a set of knowledge and skills that employees need for a specific job or occupation.

# Labour Market Information News

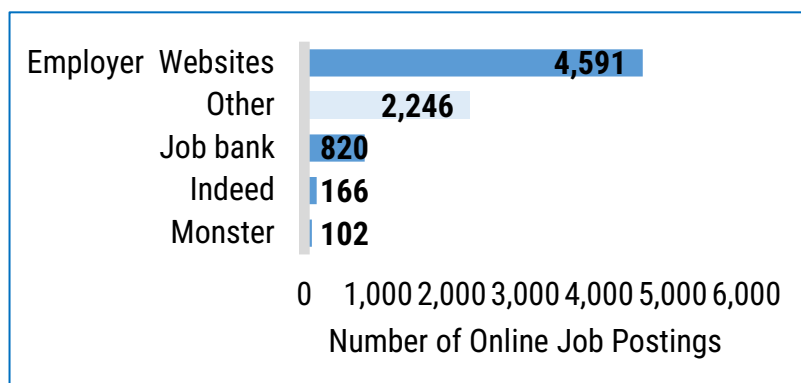
Department of Labour, Skills and Immigration, Research, Accountability & Intergovernmental Affairs Division

## June 2024 Online Job Postings by Training, Education, Experience & Responsibilities (TEER) Level



- In contrast with postings by skill group, online job postings are only matched to one training, education, experience & responsibilities (TEER) level where requirements are identified. TEER levels replaced skill levels with the transition to the 2021 version of the National Occupational Classification (NOC) system.
- The most common skill level required of online job postings in June was “post-secondary education or apprenticeship program (2 to 3 years)” (accounting for 1,069 postings, 18.7% of postings with an identified TEER level), followed by “post-secondary education or apprenticeship program (less than 2 years)” (1,056 postings, 18.4%), “work demonstration and no formal education required” (995 postings, 17.4%) “university degree” (919 postings, 16.0%), “secondary school” (850 postings, 14.8%), and “management” (841 postings, 14.7%).
- Among non-managerial postings, 79.6% of postings in June required a formal education (secondary school or higher).
- The TEER category of the remaining 2,195 job postings in June (27.7% of the total) could not be identified.

## June 2024 Online Job Postings by Source



- Employer corporate websites were the main source of 57.9% of June’s online job postings (4,591 postings).
- Job Bank (820 postings, 10.3%) was also a significant source of online postings. Indeed was the source of 166 job postings (2.1%), and Monster recorded 102 postings (1.3%).

*Note: Vicinity Jobs identifies original postings and eliminates duplicate reposts.*

## Appendix – TEER Categories and Examples of Jobs<sup>2</sup>

TEER	Occupation types	Examples
TEER 0	Management occupations	Advertising, marketing, and public relations managers Financial managers
TEER 1	Occupations that usually require a university degree	Financial advisors Software engineers
TEER 2	Occupations that usually require <ul style="list-style-type: none"> <li>- a college diploma</li> <li>- apprenticeship training of 2 or more years, or</li> <li>- supervisory occupations</li> </ul>	Computer network and web technicians Medical laboratory technologists
TEER 3	Occupations that usually require <ul style="list-style-type: none"> <li>- a college diploma</li> <li>- apprenticeship training of less than 2 years, or</li> <li>- more than 6 months of on-the-job training</li> </ul>	Bakers Dental assistants and dental laboratory assistants
TEER 4	Occupations that usually require <ul style="list-style-type: none"> <li>- a high school diploma</li> <li>- several weeks of on-the-job training</li> </ul>	Home child care providers Retail salespersons and visual merchandisers
TEER 5	Occupations that usually need short-term work demonstration and no formal education	Landscaping and grounds maintenance labourers Delivery service drivers and door-to-door distributors

<sup>2</sup> Source: Immigration, Refugees and Citizenship Canada