

Labour Market Information News

Published by the Department of Labour, Skills and Immigration

June 2024

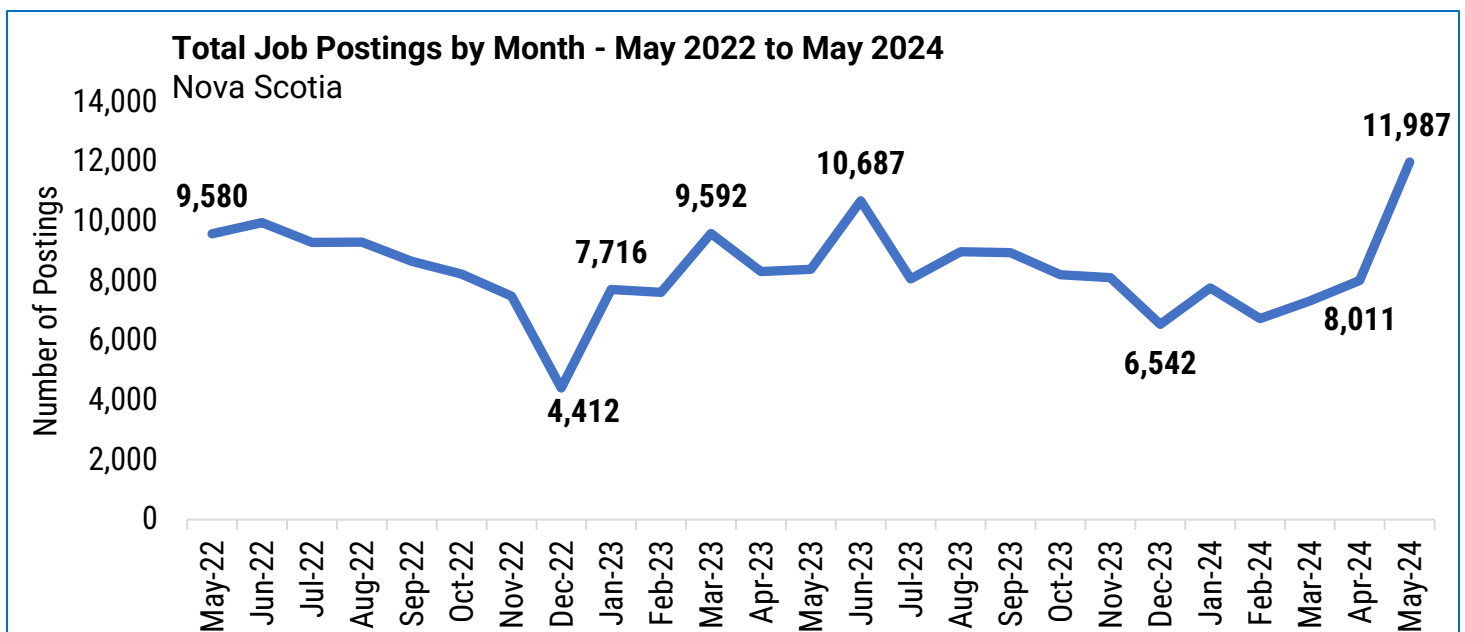
Online Job Postings in Nova Scotia – May 2024

Overview

The total number of seasonally unadjusted job postings in Nova Scotia measured by Vicinity Jobs was 11,987 during the month of May 2024. Total postings increased by 3,976 (+49.6%) compared to April 2024. May data is preliminary and may be revised.

During the month of May, the number of job postings by industry was highest for “health care & social assistance” followed by “retail trade” and “educational services.”

Total Online Job Postings

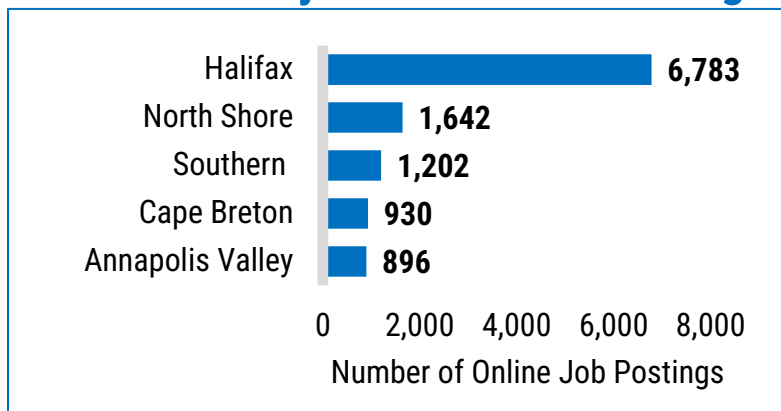


- During the month of May 2024, there were 11,987 online job postings in Nova Scotia – up 49.6% (+3,976 postings) from the prior month. Year-over-year, the number of postings were 42.9% higher than in May of 2023, when 8,386 jobs were posted.
- The average number of postings over the trailing 12-month period (June 2023 to May 2024) was 8,449 – 2.4% higher than the average in the same period in the previous year (June 2022 to May 2023) of 8,247.

Labour Market Information News

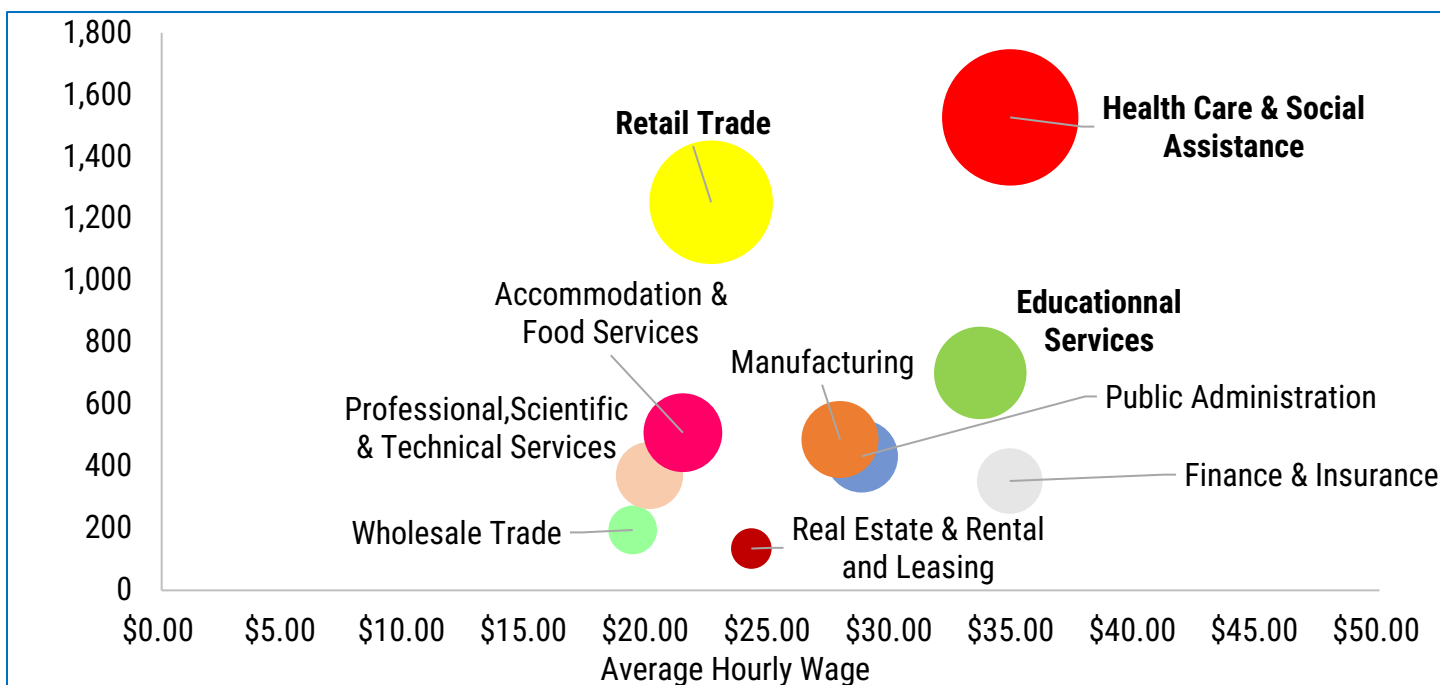
Department of Labour, Skills and Immigration, Research, Accountability & Intergovernmental Affairs Division

May 2024 Online Job Postings by Economic Region



- Most online job postings in the month of May were in the Halifax economic region (6,783 postings, 59.2% of postings with identified economic regions).
- This was followed by the North Shore (14.3%), Southern (10.5%), Cape Breton (8.1%), and Annapolis Valley (7.8%) regions.
- 95.5% of job postings had identifiable economic regions.

May 2024 Online Job Postings by Industry

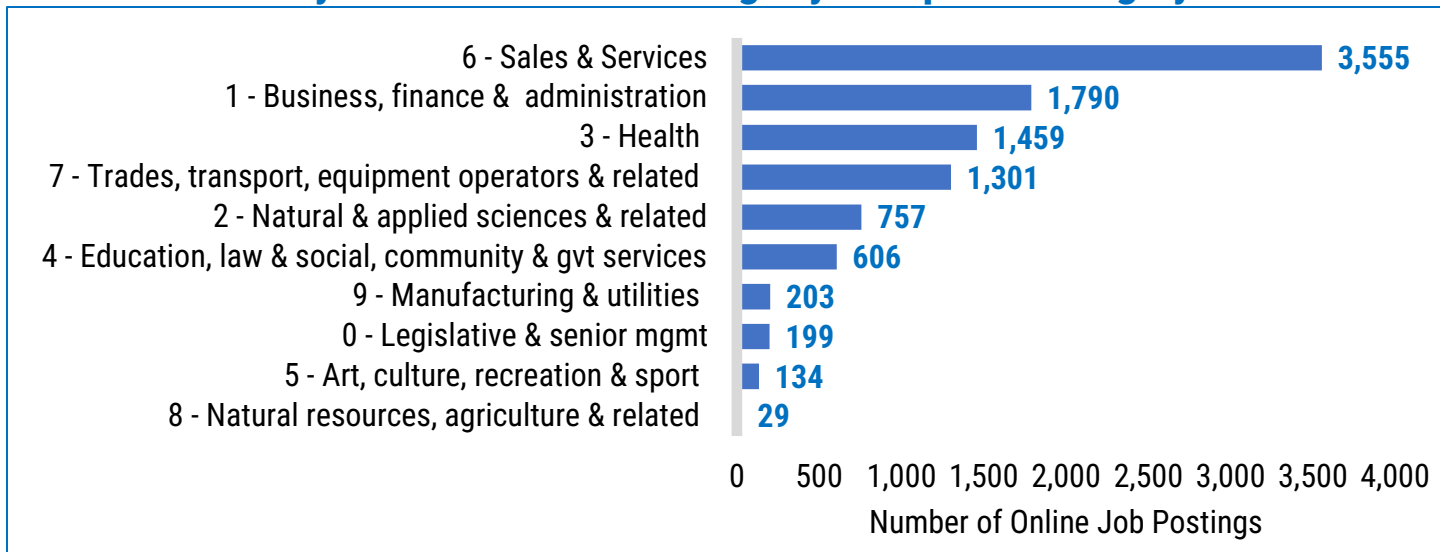


- The chart above contains the top ten industries by total online job postings in Nova Scotia and their offered average hourly wage over the month of May 2024.
- “Health care and social assistance” had the highest number of job postings in May. “Retail trade” was second highest, and “educational services” came in third.
- The highest average hourly wage was offered in “information and cultural industries” (\$60.94/hour), followed by “other services (except public administration)” (\$36.10/hour), and “health care and social assistance” (\$34.84/hour).

Labour Market Information News

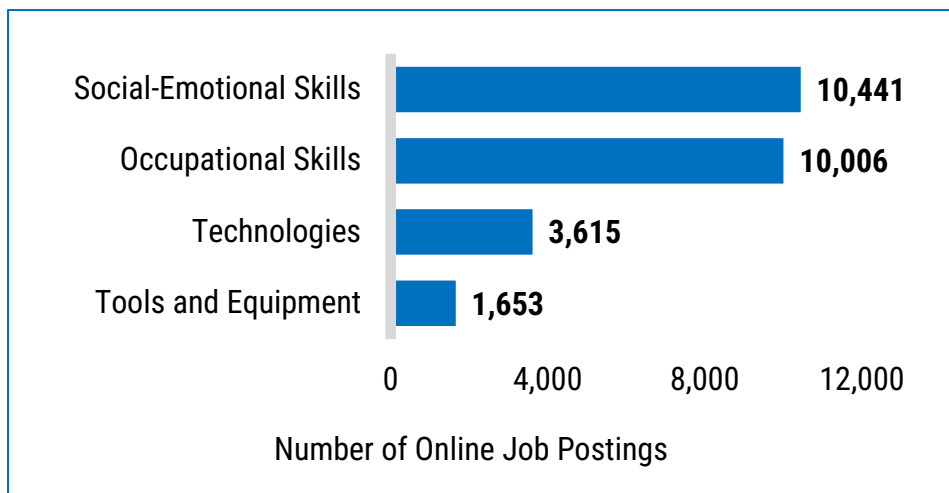
Department of Labour, Skills and Immigration, Research, Accountability & Intergovernmental Affairs Division

May 2024 Online Job Postings by Occupation Category



- The occupation category with the most online job postings in May was “sales and services,” accounting for 35.4% of all identifiable postings, having increased by 1,101 postings (+44.9%) compared with May 2024.

May 2024 Online Job Postings by Skill Group



- Among online job postings, 92.9% of postings in May (10,441) required social-emotional skills.
- 91.1% of postings (10,441) listed occupational skills¹ as a requirement, followed by occupational skills (10,006, 87.3%), skills related to technologies (3,615, 31.5%), and tools and equipment (1,653, 14.4%).

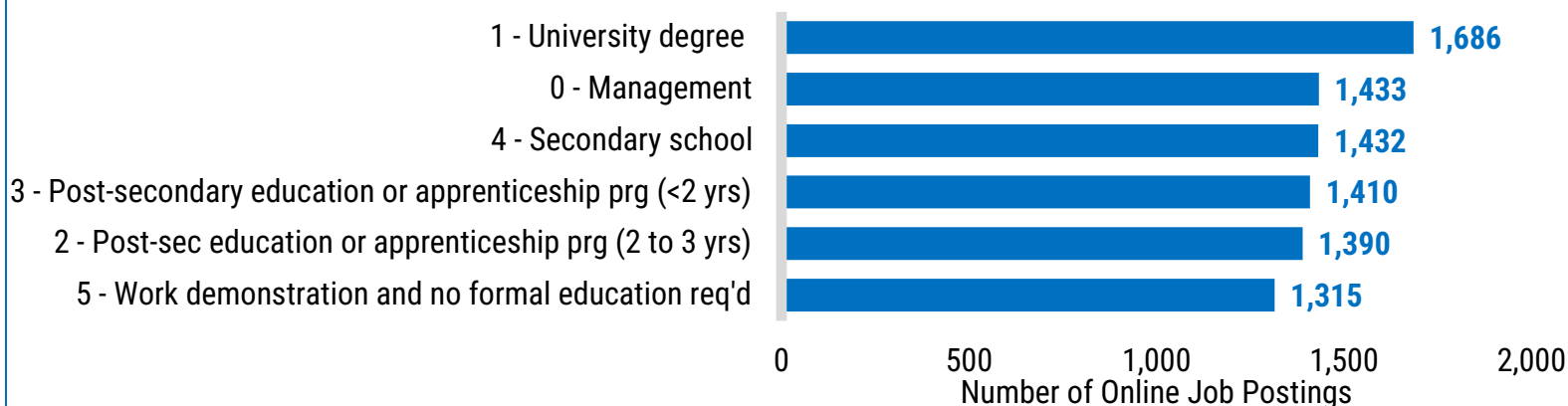
- Note: a posting may have requirements matching multiple skill groups.

¹ Occupational skills are a set of knowledge and skills that employees need for a specific job or occupation.

Labour Market Information News

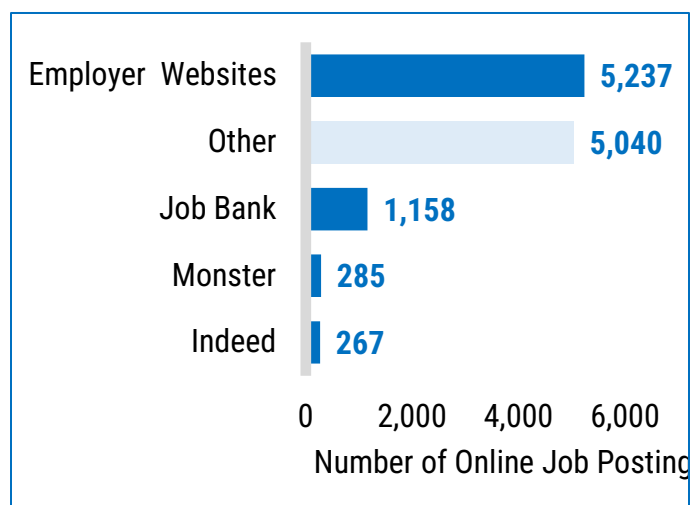
Department of Labour, Skills and Immigration, Research, Accountability & Intergovernmental Affairs Division

May 2024 Online Job Postings by Training, Education, Experience & Responsibilities (TEER) Level



- In contrast with postings by skill group, online job postings are only matched to one training, education, experience & responsibilities (TEER) level where requirements are identified. TEER levels replaced skill levels with the transition to the 2021 version of the National Occupational Classification (NOC) system.
- The most common skill level required of online job postings in May was “university degree” (accounting for 1,686 postings, 14.1% of postings with an identified TEER level), followed by “management (1,433 postings, 12.0%), “secondary school” (1,432 postings, 11.9%) “post-secondary education or apprenticeship program of less than 2 years” (1,410 postings, 11.8%), “post-secondary education or apprenticeship of 2 to 3 years” (1,390 postings, 11.6%), and “work demonstration and no formal education” (1,315 postings, 11.0%).
- Among non-managerial postings, 81.8% of postings in May required a formal education (secondary school or higher).
- The TEER category of the remaining 3,321 job postings in May (27.7% of the total) could not be identified.

May 2024 Online Job Postings by Source



- Employer corporate websites were the main source of 43.7% of May’s online job postings (5,237 postings).
- Job Bank (1,158 postings, 9.7%) was also a significant source of online postings. Monster was the source of 285 job postings (2.4%), and Indeed recorded 267 postings (2.2%).

Note: Vicinity Jobs identifies original postings and eliminates duplicate reposts.

Appendix – TEER Categories and Examples of Jobs²

TEER	Occupation types	Examples
TEER 0	Management occupations	Advertising, marketing, and public relations managers Financial managers
TEER 1	Occupations that usually require a university degree	Financial advisors Software engineers
TEER 2	Occupations that usually require <ul style="list-style-type: none"> - a college diploma - apprenticeship training of 2 or more years, or - supervisory occupations 	Computer network and web technicians Medical laboratory technologists
TEER 3	Occupations that usually require <ul style="list-style-type: none"> - a college diploma - apprenticeship training of less than 2 years, or - more than 6 months of on-the-job training 	Bakers Dental assistants and dental laboratory assistants
TEER 4	Occupations that usually require <ul style="list-style-type: none"> - a high school diploma - several weeks of on-the-job training 	Home child care providers Retail salespersons and visual merchandisers
TEER 5	Occupations that usually need short-term work demonstration and no formal education	Landscaping and grounds maintenance labourers Delivery service drivers and door-to-door distributors

² Source: Immigration, Refugees and Citizenship Canada