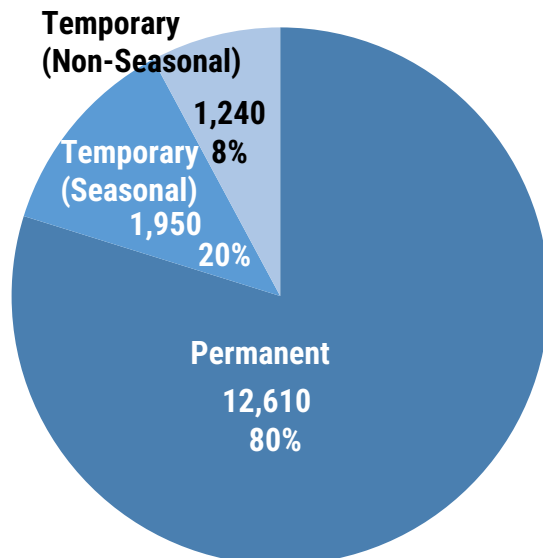
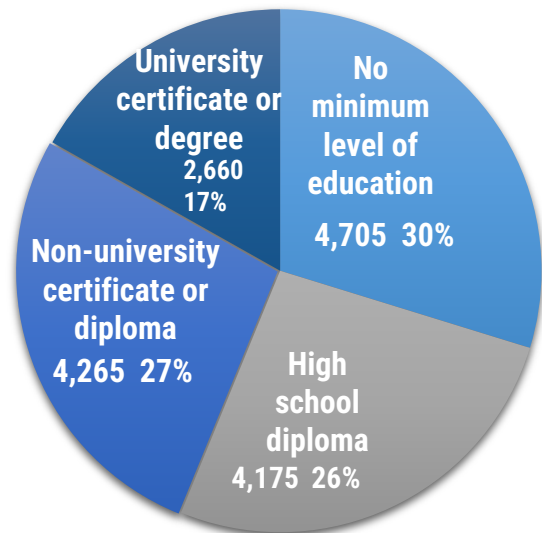
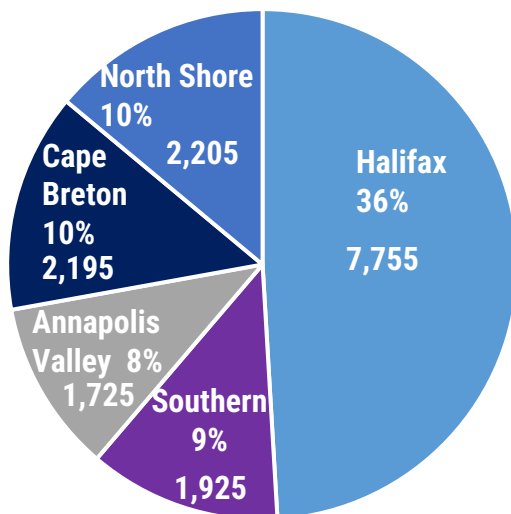


## Job Vacancy and Wage Survey, 4th Quarter 2023 Nova Scotia Highlights

The number of job vacancies in Nova Scotia decreased by 15.3% to 15,800 in Q4 of 2023. The job vacancy rate fell by 1.3 percentage points compared to one year ago to 3.6% (there were 21,700 job vacancies in Q4 of 2022).

15,800 job vacancies in 2023 Q4



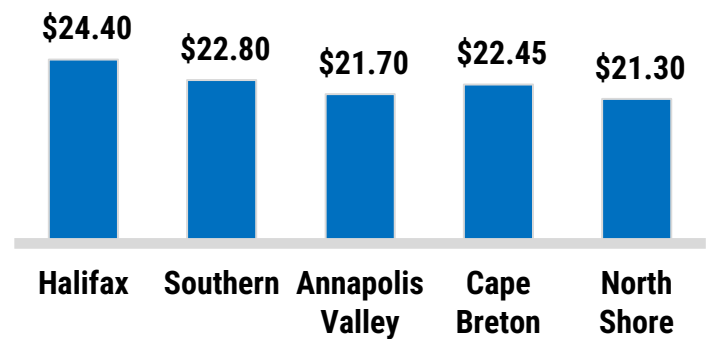
- **Job vacancies** in Q4 of 2023 in Nova Scotia decreased by 2,850 (15.3%) compared to Q3 of 2023.
- The **job vacancy rate**, the number of job vacancies expressed as a percentage of labour demand (the sum of occupied and vacant jobs), decreased by 0.5 percentage points in Q4 of 2023 (compared with Q3) to 3.6%.

Job Vacancy & Wage Rate	Q4 2022	Q3 2023	Q4 2023	Q/Q % change	Y/Y %change
Job vacancies	21,700	18,650	15,800	15.3%	-27.2%
Payroll employees	419,140	431,240	428,685	-0.6%	2.3%
Job vacancy rate	4.9%	4.1%	3.6%	-0.5 points	-1.3 points
Average offered hourly wage	\$21.85	\$23.50	\$23.20	-1.3%	6.2%

## Wages

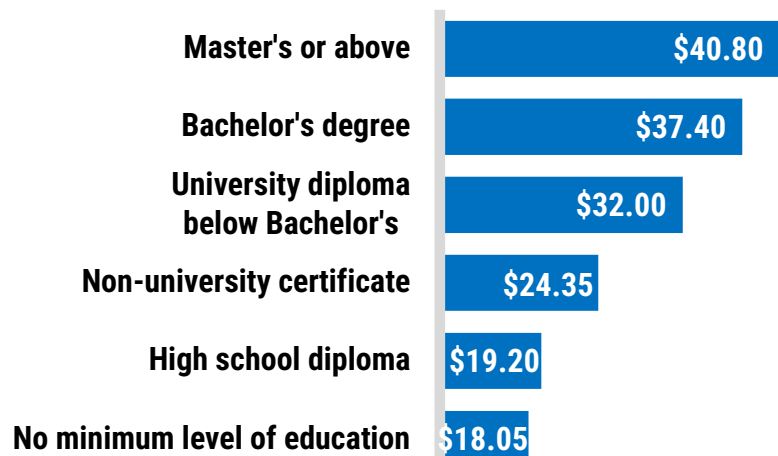
- The average offered **hourly wage** is \$23.20, up \$1.40 (+6.2%) year-over-year (compared to the 4th quarter of 2022).
- During Q4 of 2023, three economic regions posted offered wage gains for vacant positions compared to the previous quarter (Southern, +5.3%; North Shore, +4.9%), and Annapolis Valley, +0.9%). In the remaining regions, the offered wage fell (Halifax, -3.6%; and Southern -3.0%).

**Average Offered Hourly Wage by Economic Region -- Q4 2023**



- The average offered hourly wage increases, on average, with the educational requirements of the offered position.

**Average Offered Hourly Wage by Educational Requirements -- Q4 2023**



Sources: Statistics Canada, Job Vacancy & Wage Survey, Tables 14-10-0441-01 and 14-10-0443-01, Unadjusted for Seasonality.