

Labour Market Information News

Published by the Department of Labour, Skills and Immigration

March 2024

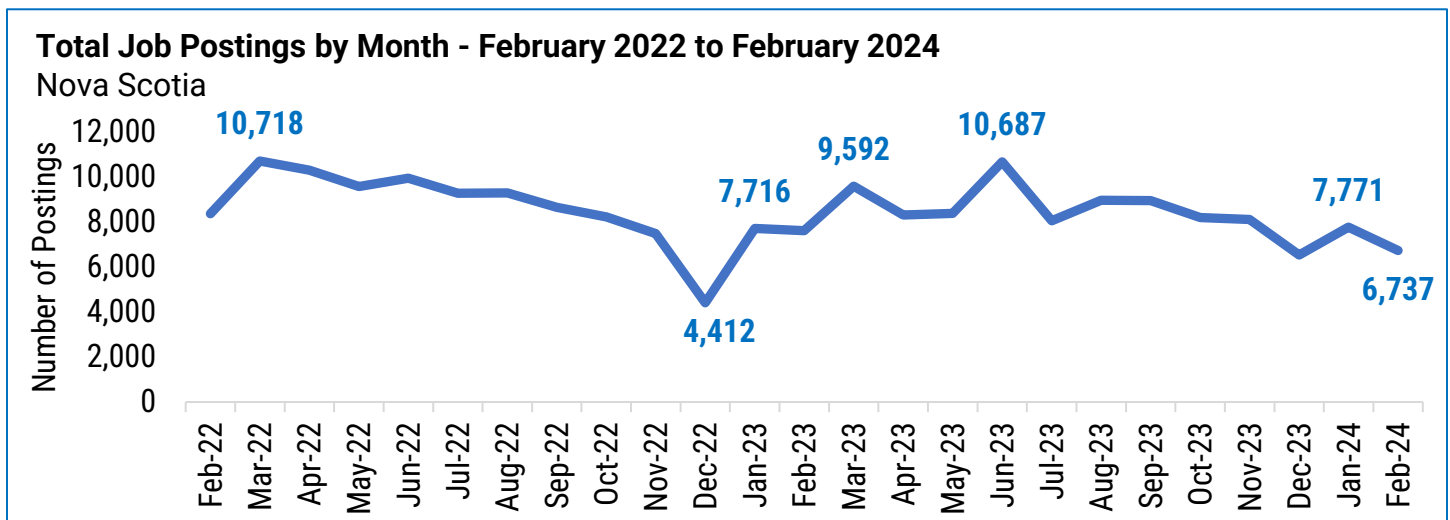
Online Job Postings in Nova Scotia – February 2024

Overview

The total number of seasonally unadjusted job postings in Nova Scotia measured by Vicinity Jobs was 6,737 during the month of February 2024. Total postings decreased by 1,034 (-13.3%) compared to January 2024. February data is preliminary and may be revised.

During the month of February, the number of job postings by industry was highest for “health care & social assistance” followed by “retail trade” and “public administration.”

Total Online Job Postings

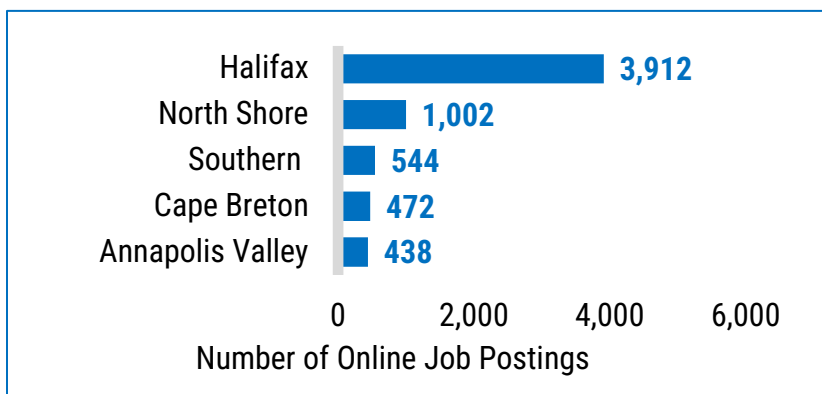


- During the month of February 2024, there were 6,737 online job postings in Nova Scotia – down 13.3% (-1,034 postings) from the prior month. Year-over-year, the number of postings were 11.6% lower than February of 2023, when 7,618 jobs were posted.
- The average number of postings over the trailing 12-month period (March 2023 to February 2024) was 8,363 – 2.8% lower than the average in the same period in the previous year (March 2022 to February 2023) of 8,607.

Labour Market Information News

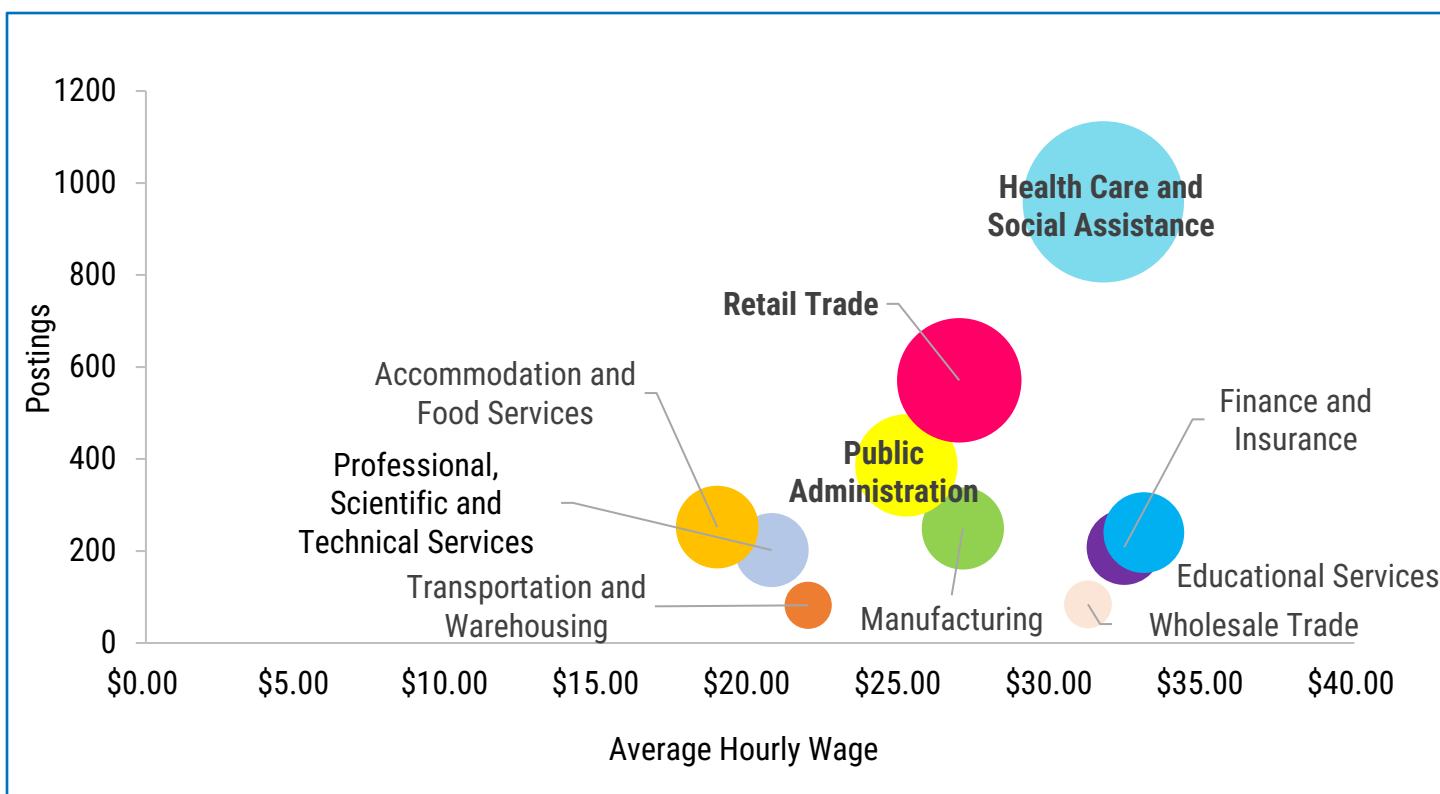
Department of Labour, Skills and Immigration, Research, Accountability & Intergovernmental Affairs Division

February 2024 Online Job Postings by Economic Region



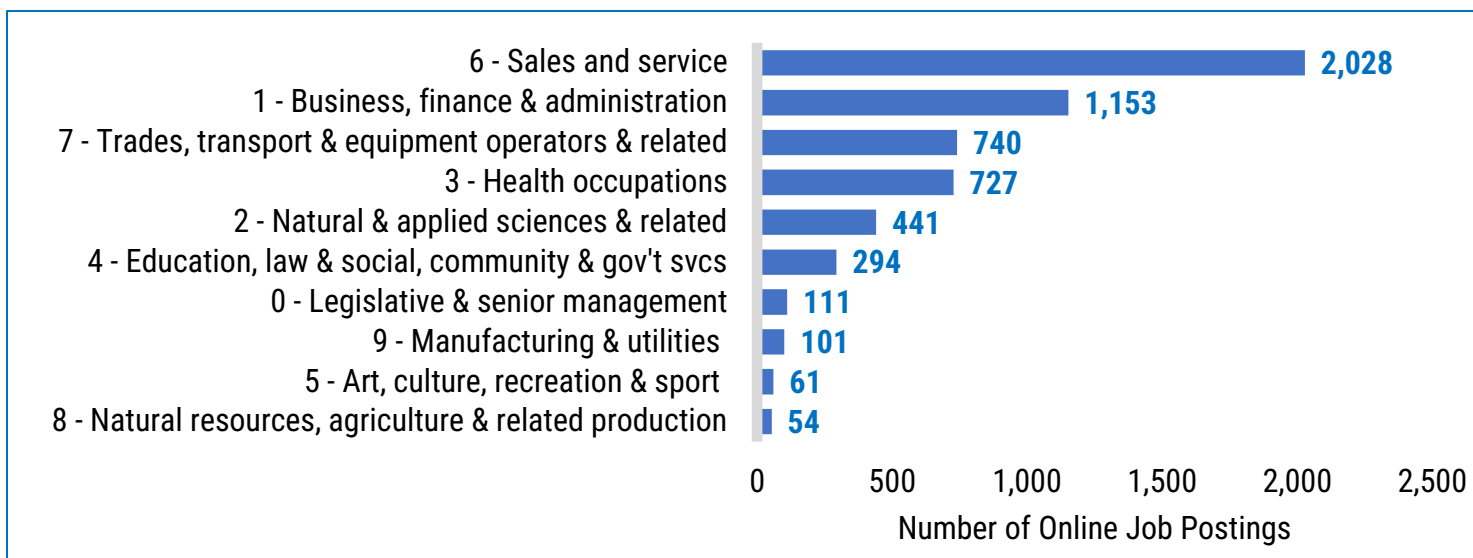
- Most online job postings in the month of February were in the Halifax economic region (3,912 postings, 61.4% of postings with identified economic regions).
- This was followed by the North Shore (15.7%), Southern (8.5%), Cape Breton (7.4%), and Annapolis Valley (6.9%) regions.
- 94.5% of job postings had identifiable economic regions.

February 2024 Online Job Postings by Industry




- The chart above contains the top ten industries by total online job postings in Nova Scotia and their offered average hourly wage over the month of February 2024.
- “Health care and social assistance” had the highest number of job postings in February. “Retail trade” was second highest, and “public administration” came in third.
- The highest average hourly wage was offered in “utilities” (\$38.01/hour), followed by “services other than public administration” (\$33.64/hour) and “educational services” (\$33.03/hour).

February 2024 Online Job Postings by Occupation Category



- The occupation category with the most online job postings in February was “sales and service,” accounting for 35.5% of all identifiable postings, having decreased by 281 postings (-12.2%) compared with January 2024.

February 2024 Online Job Postings by Skill Group



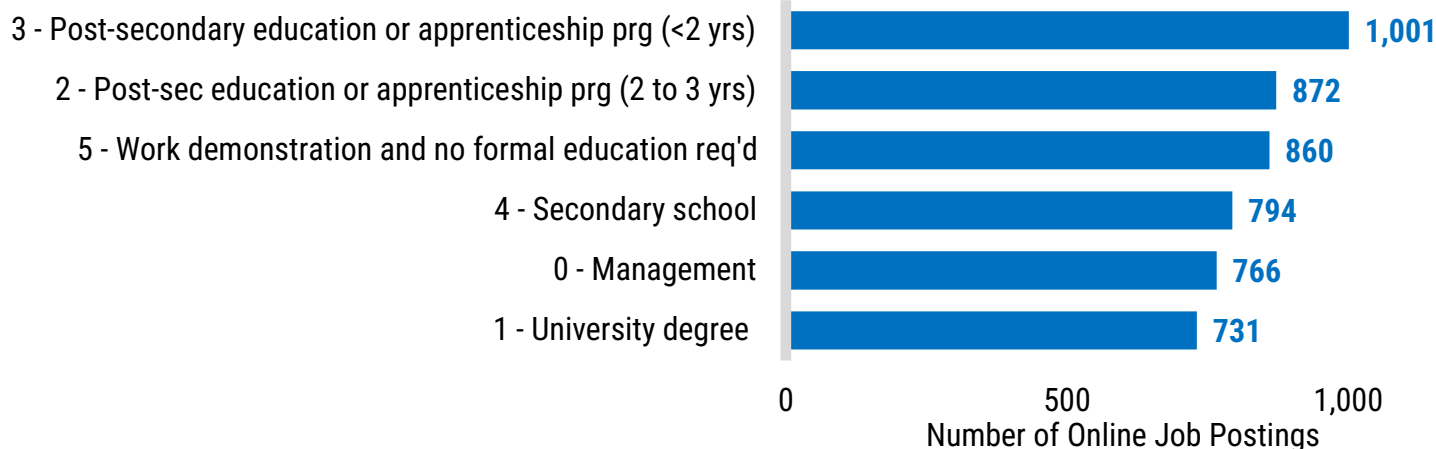
- Among online job postings where skill requirements could be identified, 92.6% of postings in February (6,002) required social-emotional skills.
- 86% of postings (5,570) listed occupational skills¹ as a requirement, followed by skills related to technologies (2,107 postings, 32.5%), and tools and equipment (873, 13.5%).
- Note: a posting may have requirements matching multiple skill groups.

¹ Occupational skills are a set of knowledge and skills that employees need for a specific job or occupation.

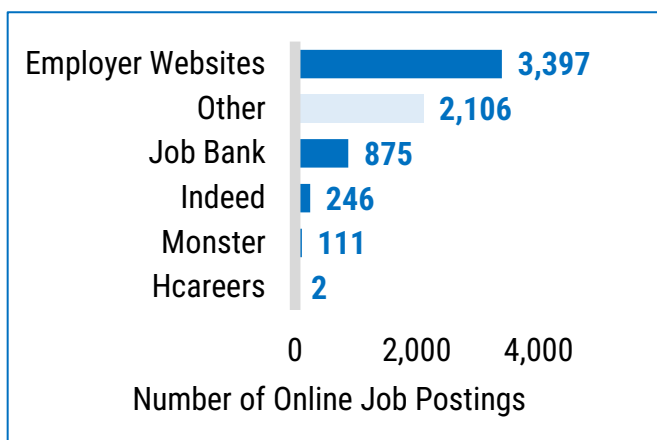
Labour Market Information News

Department of Labour, Skills and Immigration, Research, Accountability & Intergovernmental Affairs Division

February 2024 Online Job Postings by Training, Education, Experience & Responsibilities (TEER) Level



- In contrast with postings by skill group, online job postings are only matched to one training, education, experience & responsibilities (TEER) level where requirements are identified. TEER levels replaced skill levels with the transition to the 2021 version of the National Occupational Classification (NOC) system.
- The most common skill level required of online job postings in February was “post-secondary education or apprenticeship of less than 2 years” (accounting for 1,001 postings, 19.9% of postings with an identified TEER level), followed by “post-secondary education or apprenticeship of 2 to 3 years” (872 postings, 17.4%), “work demonstration and no formal education required” (860 postings, 17.1%), “secondary school” (794 postings, 15.8%), “management” (766 postings, 11.4%), and finally “university degree” (731 postings, or 14.6%)
- Among non-managerial postings, 79.8% of postings in February required a formal education (secondary school or higher).
- The TEER category of the remaining 1,713 job postings in February (25.4% of the total) could not be identified.



February 2024 Online Job Postings by Source

- Employer corporate websites were the main source of 50.4% of February’s online job postings (3,397 postings).
- Service Canada Job Bank (875 postings, 13.0%) and Indeed (246 postings, 3.7%) were also significant sources of online postings. Monster was the source of 111 job postings (1.6%) and HCareers had 2 job postings.

Note: Vicinity Jobs identifies original postings and eliminates duplicate reposts.

Appendix – TEER Categories and Examples of Jobs²

TEER	Occupation types	Examples
TEER 0	Management occupations	Advertising, marketing, and public relations managers Financial managers
TEER 1	Occupations that usually require a university degree	Financial advisors Software engineers
TEER 2	Occupations that usually require <ul style="list-style-type: none"> - a college diploma - apprenticeship training of 2 or more years, or - supervisory occupations 	Computer network and web technicians Medical laboratory technologists
TEER 3	Occupations that usually require <ul style="list-style-type: none"> - a college diploma - apprenticeship training of less than 2 years, or - more than 6 months of on-the-job training 	Bakers Dental assistants and dental laboratory assistants
TEER 4	Occupations that usually require <ul style="list-style-type: none"> - a high school diploma - several weeks of on-the-job training 	Home child care providers Retail salespersons and visual merchandisers
TEER 5	Occupations that usually need short-term work demonstration and no formal education	Landscaping and grounds maintenance labourers Delivery service drivers and door-to-door distributors

² Source: Immigration, Refugees and Citizenship Canada