

Labour Market Information News

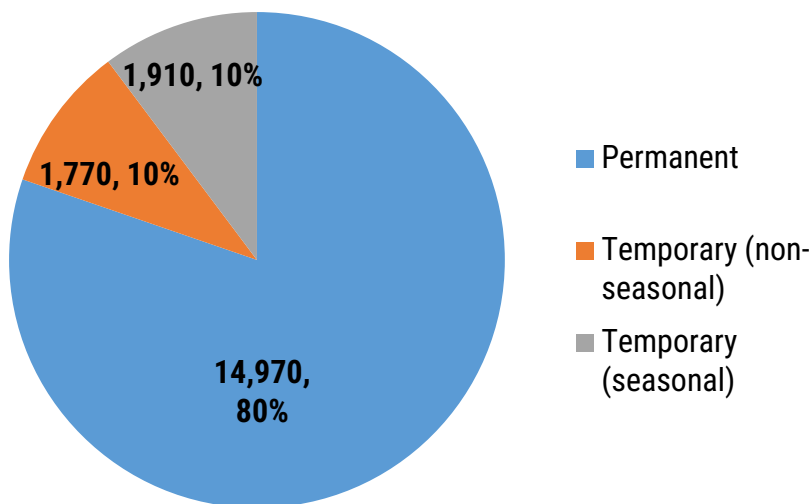
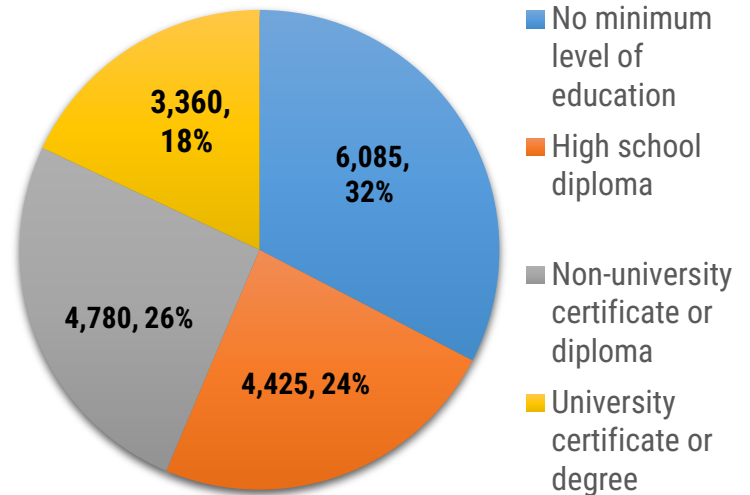
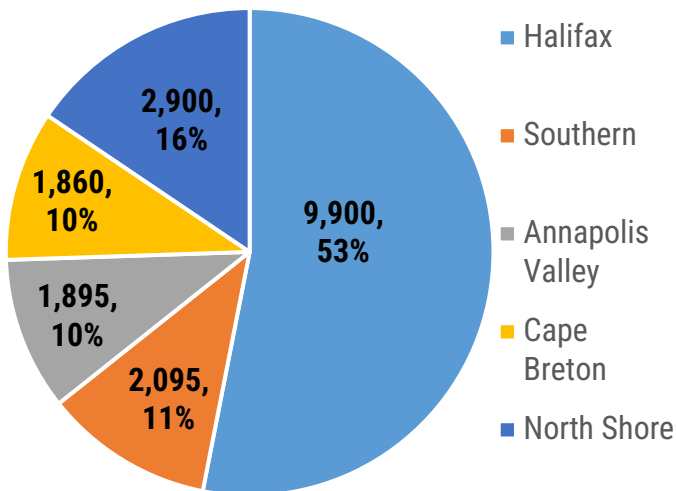
Published by the Department of Labour, Skills and Immigration

December 2023

Job Vacancy & Wage Survey, 3rd Quarter 2023 Nova Scotia Highlights

The number of job vacancies in Nova Scotia decreased by 9.4% to 18,650 in Q3 of 2023, compared with Q2 of 2023. The job vacancy rate fell 1.1 percentage points compared to one year ago to 4.1% (there were 22,960 job vacancies in Q3 of 2022).

18,650 job vacancies in 2023 Q3



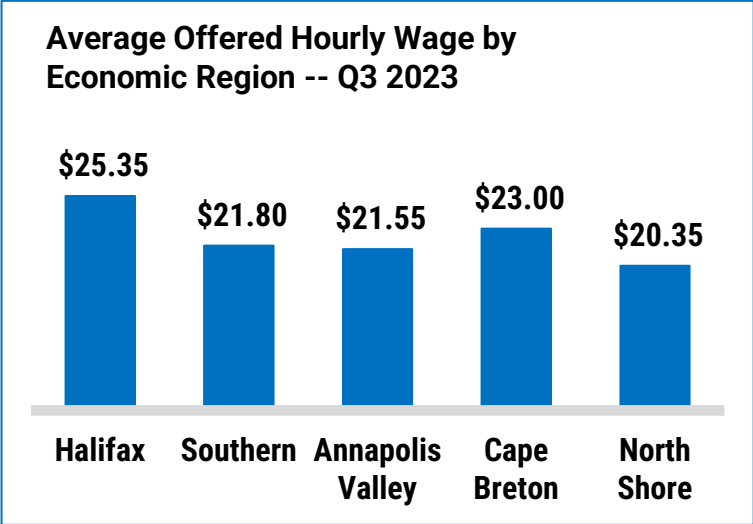
Job vacancies in Q3 of 2023 in Nova Scotia **Job vacancies** in Q3 of 2023 in Nova Scotia decreased by 1,930 (-9.4%) compared to Q2 of 2023

The **job vacancy rate**, the number of job vacancies expressed as a percentage of labour demand (the sum of occupied and vacant jobs), decreased by 0.6 percentage points in Q3 of 2023 (compared with Q2) to 4.1%.

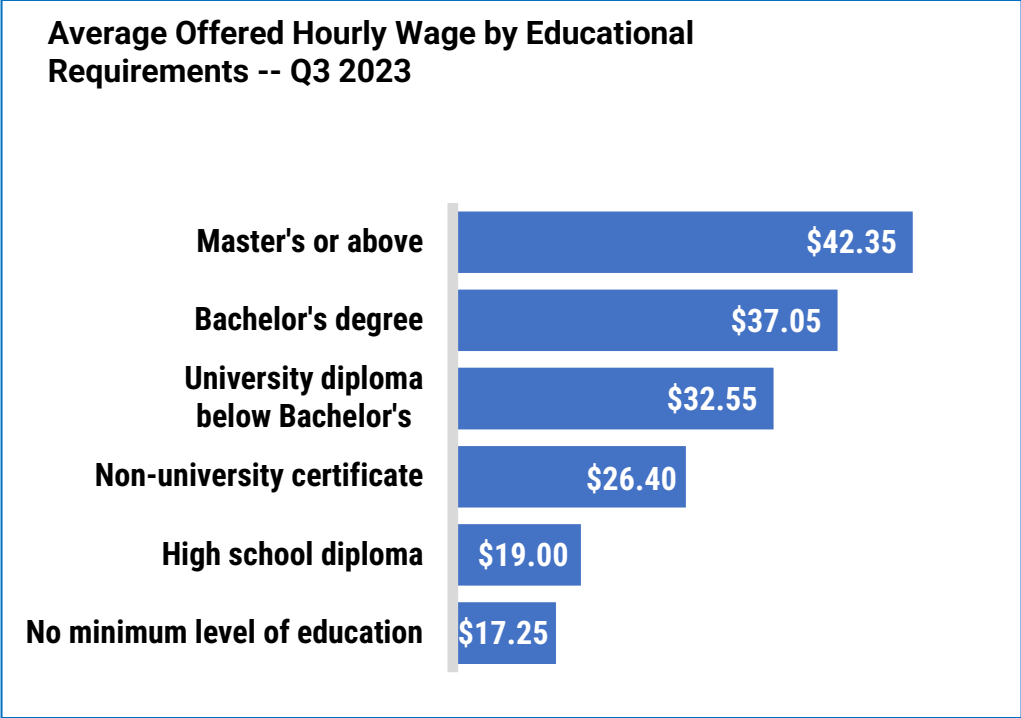
Job Vacancy & Wage Rate	Q3 2022	Q2 2023	Q3 2023	Q/Q % change	Y/Y %change
Job vacancies	22,960	20,580	18,650	-9.4%	-18.8%
Payroll employees	419,620	417,630	431,240	3.3%	2.8%
Job vacancy rate	5.2%	4.7%	4.1%	-0.6 points	-1.1 points
Average offered hourly wage	\$20.80	\$22.30	\$23.55	5.6%	13.2%

Wages

- The average offered **hourly wage** is \$23.55, up \$2.75 (+13.2%) year-over-year (compared to Q3 of 2022).
- During Q3 of 2023, all five economic regions posted offered average hourly wage gains for vacant positions compared to the previous quarter: Cape Breton (\$2.60), Halifax (\$1.40), Annapolis Valley (\$1.05), North Shore (\$0.45), and Southern region (\$0.35).



- The average offered hourly wage increases, on average, with the educational requirements of the offered position.



Source: Statistics Canada, Job Vacancy & Wage Survey, Tables 14-10-0325-01 and 14-10-0328-01, Unadjusted for Seasonality.