

Labour Market Information News

Published by the Department of Labour, Skills and Immigration

October 2023

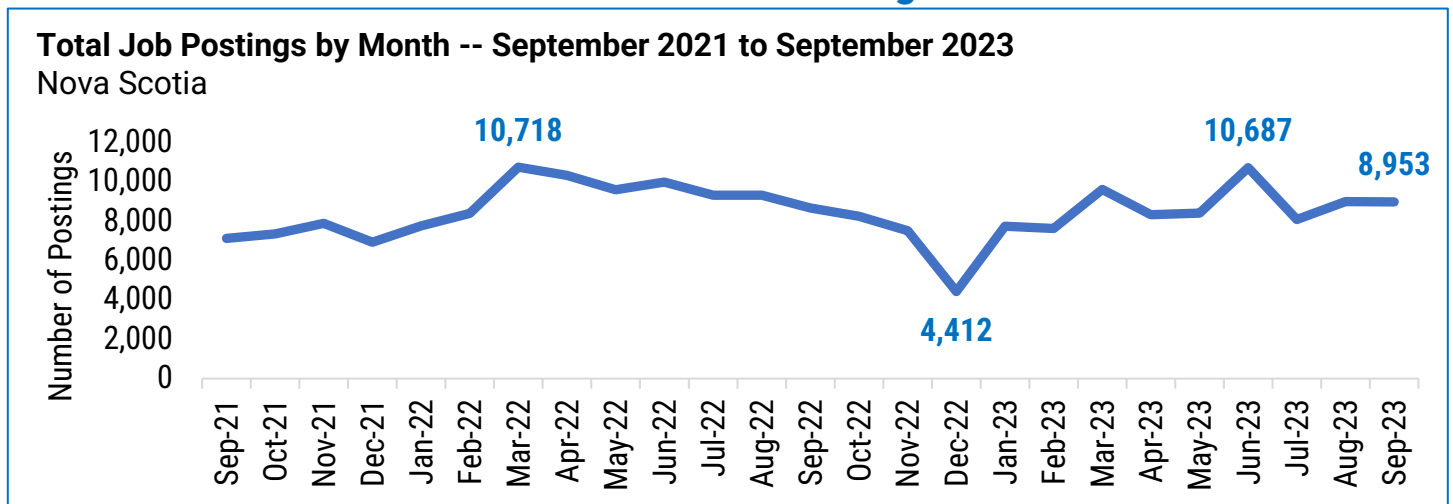
Online Job Postings in Nova Scotia – September 2023

Overview

The total number of seasonally unadjusted job postings in Nova Scotia measured by Vicinity Jobs was 8,953 during the month of September. Total postings decreased by 26 (-0.3%) compared to August. September data is preliminary and may be revised.

During the month of September, the number of job postings by industry was highest for “health care & social assistance” followed by “retail trade” and “accommodation and food services.”

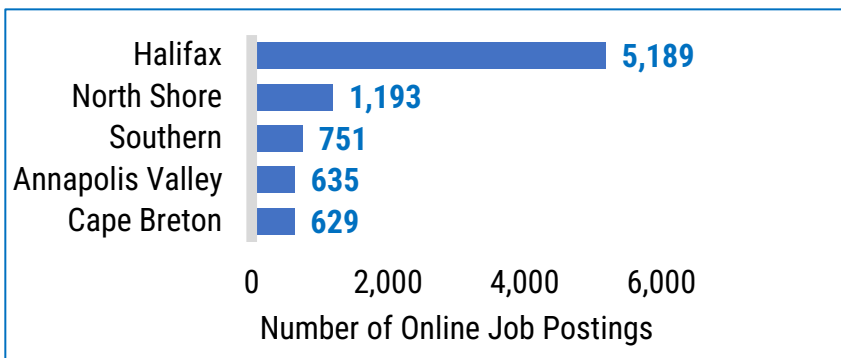
Total Online Job Postings



- During the month of September 2023, there were 8,983 online job postings in Nova Scotia – down 0.3% (-26 postings) from the prior month. Year-over-year, the number of postings were 3.5% higher than September of 2022, when 8,653 jobs were posted.
- The average number of postings over the trailing 12-month period (October 2022 to September 2023) was 8,204 – 7.7% lower than the average in the same period in the previous year (October 2021 to September 2022) of 8,836.

Labour Market Information News

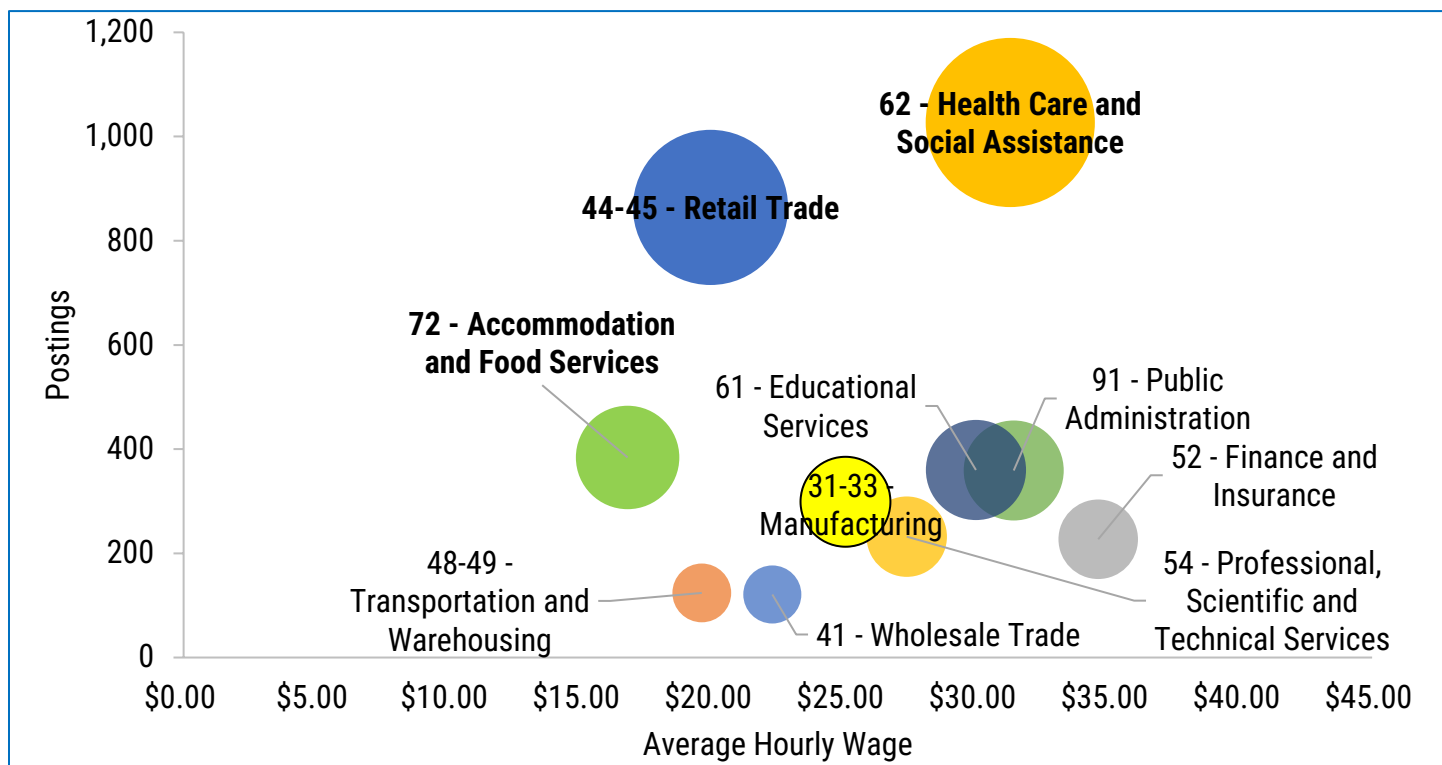
Department of **September 2023 Online Job Postings by Economic Region** Division



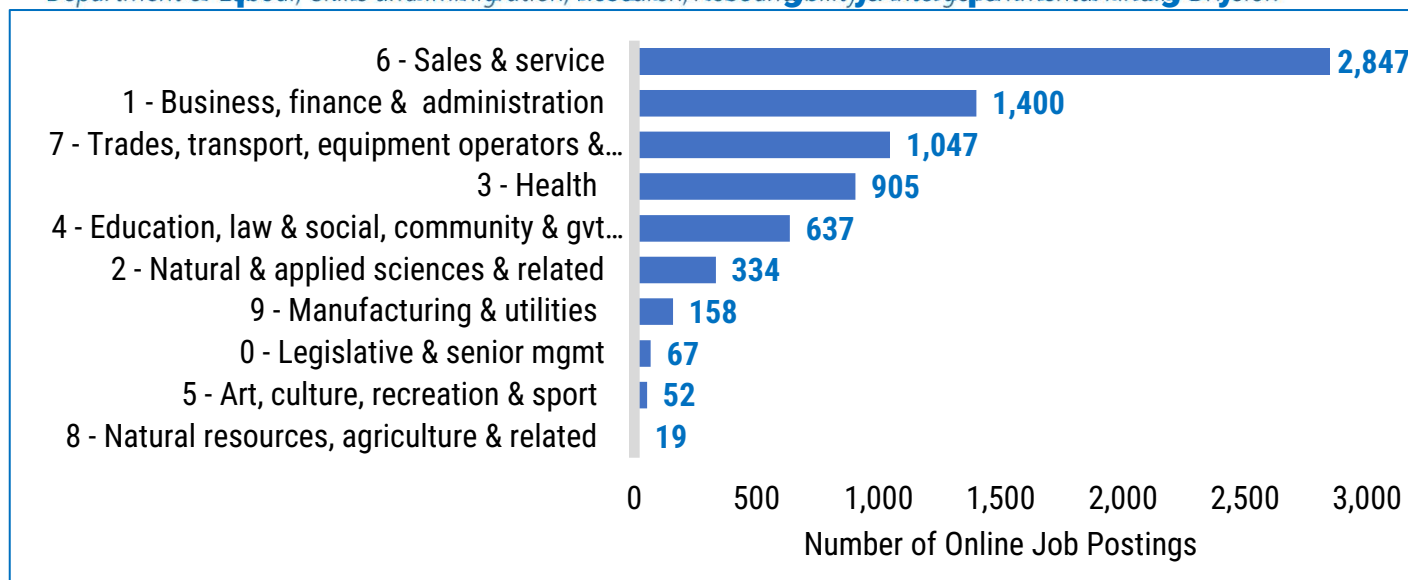
- Most online job postings in the month of September were in the Halifax economic region (5,189 postings, 61.8% of postings with identified economic regions).
- This was followed by the North Shore (14.2%), Southern (8.9%), Annapolis Valley (7.6%) and Cape Breton (7.5%) regions.
- 93.8% of job postings had identifiable economic regions.

September 2023 Online Job Postings by Industry

- The chart below contains the top ten industries by total online job postings in Nova Scotia and their offered average hourly wage over the month of September.
- “Health Care and Social Assistance” had the highest number of job postings in September. “Retail Trade” was second highest, and “Accommodation and Food Services” came in third.
- The highest average hourly wage was offered in “Finance and Insurance” (\$34.63/hour), followed by “Utilities” (\$34.07/hour) and “Public Administration” (\$31.43/hour).

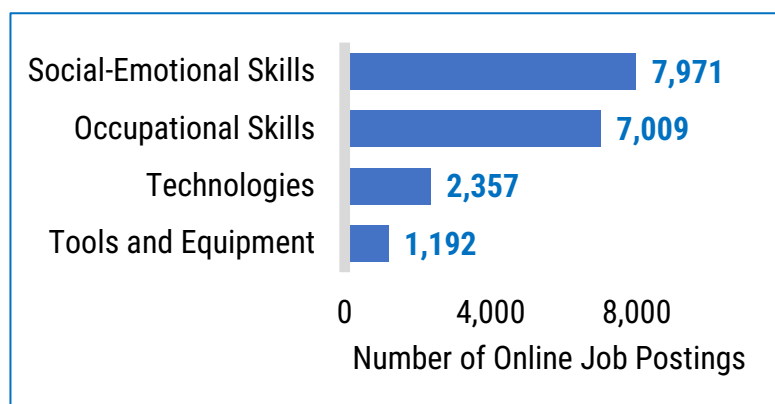


September 2023 Online Job Postings by Occupation Category



- The occupation category with the most online job postings in September was “sales and service,” accounting for 38.1% of all identifiable postings, having decreased by 685 postings (-19.4%) compared with August.

September 2023 Online Job Postings by Skill Group



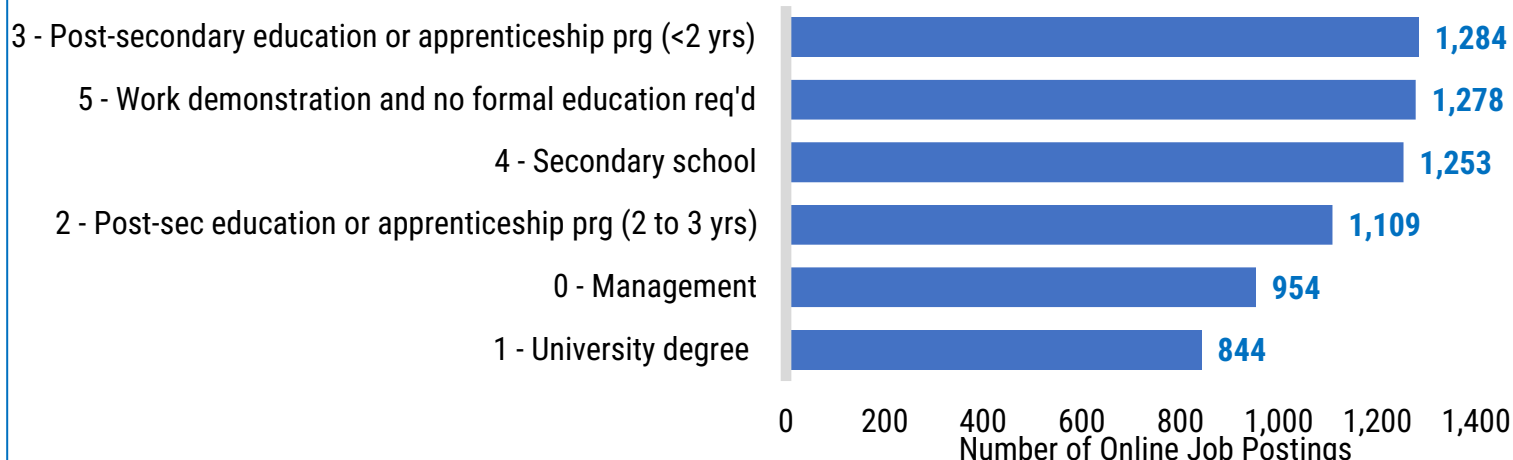
- Among online job postings where skill requirements could be identified, 93.3% of postings in September (7,971) required social-emotional skills.
- 82.1% of postings (7,009) listed occupational skills¹ as a requirement, followed by skills related to technologies (2,357 postings, 27.6%), and tools and equipment (1,192, 14.0%).
- Note: a posting may have requirements matching multiple skill groups.

¹ Occupational skills are a set of knowledge and skills that employees need for a specific job or occupation.

Labour Market Information News

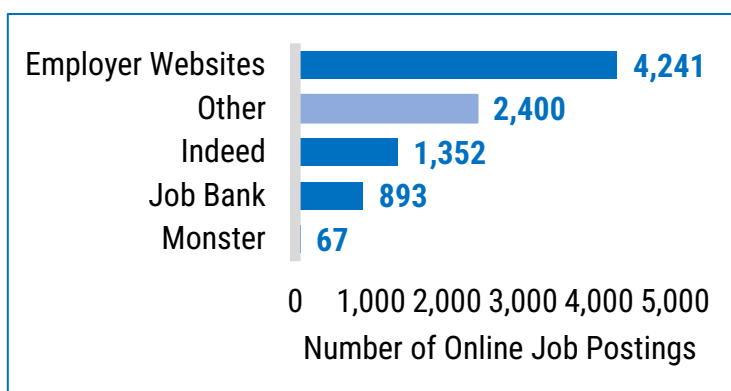
Department of Labour, Skills and Immigration, Research, Accountability & Intergovernmental Affairs Division

September 2023 Online Job Postings by Training, Education, Experience & Responsibilities (TEER) Level



- In contrast with postings by skill group, online job postings are only matched to one training, education, experience & responsibilities (TEER) level where requirements are identified. TEER levels replaced skill levels with the transition to the 2021 version of the National Occupational Classification (NOC) system.
- The most common skill level required of online job postings in September was “post-secondary education or apprenticeship with less than 2 years of experience”, (accounting for 1,284 postings, or 19.1% of identifiable postings). Among non-managerial postings, 77.8% of postings in September required a formal education (secondary school or higher).
- This was followed by “work demonstration and no formal education required” (1,278 postings, 19.0%), “secondary school” (1,253 postings, 18.6%), “post-secondary education or apprenticeship program of 2 to 3 years” (1,109 postings, 16.5%), “management” (954 postings, 14.2%) and “university degree” (844 postings, 12.6%).
- The TEER category of the remaining 2,231 job postings in September (24.9% of the total) could not be identified.

September 2023 Online Job Postings by Source



- Employer corporate websites were the main source of 47.4% of September’s online job postings (4,241 postings).
- Indeed (1,352 postings, 15.1%) and the Service Canada’s Job Bank (893 postings, 10.0%) were also significant sources of online postings. Monster was the source of 67 job postings (0.7%).

Note: Vicinity Jobs identifies original postings and eliminates duplicate reposts.

Appendix – TEER Categories and Examples of Jobs²

TEER	Occupation types	Examples
TEER 0	Management occupations	Advertising, marketing, and public relations managers Financial managers
TEER 1	Occupations that usually require a university degree	Financial advisors Software engineers
TEER 2	Occupations that usually require <ul style="list-style-type: none"> - a college diploma - apprenticeship training of 2 or more years, or - supervisory occupations 	Computer network and web technicians Medical laboratory technologists
TEER 3	Occupations that usually require <ul style="list-style-type: none"> - a college diploma - apprenticeship training of less than 2 years, or - more than 6 months of on-the-job training 	Bakers Dental assistants and dental laboratory assistants
TEER 4	Occupations that usually require <ul style="list-style-type: none"> - a high school diploma - several weeks of on-the-job training 	Home child care providers Retail salespersons and visual merchandisers
TEER 5	Occupations that usually need short-term work demonstration and no formal education	Landscaping and grounds maintenance labourers Delivery service drivers and door-to-door distributors

² Source: Immigration, Refugees and Citizenship Canada