

Labour Market Information News

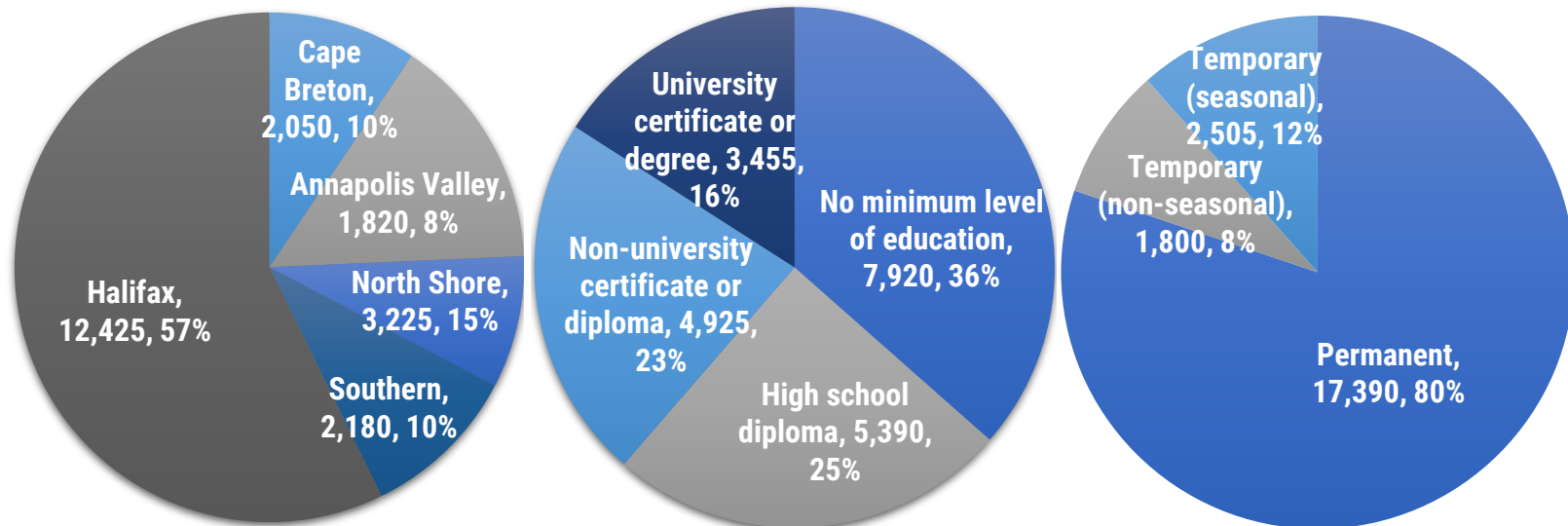
Published by the Department of Labour, Skills and Immigration

March 2023

Job Vacancy & Wage Survey, 4th Quarter 2022 Nova Scotia Highlights

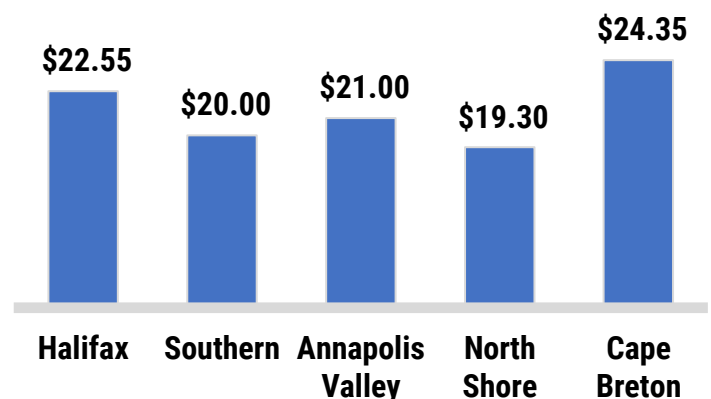
The number of job vacancies in Nova Scotia decreased by 5.5% to 21,700 in Q4 of 2022. The number of vacancies was higher than one year ago (there were 20,330 vacancies in Q4 of 2021).

21,700 job vacancies in 2022 Q4



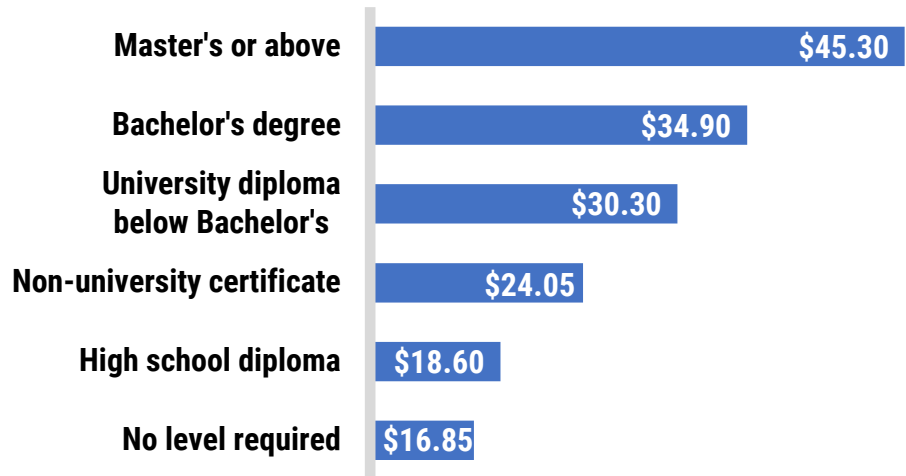
- **Job vacancies** in Q4 of 2022 in Nova Scotia decreased by 1,260 (-5.5%) compared to last quarter.
- The average offered **hourly wage** is \$21.85, up \$1.05 (+5.0%) compared to last quarter.
 - During Q4 of 2022, all economic regions posted wage gains for vacant positions. The highest increase was in the Cape Breton region (+18.5%), followed by the Annapolis Valley (+4.5%), Halifax (+3.7%), Southern (+2.6%), and North Shore (+2.1%) regions.

Average Offered Hourly Wage by Economic Region -- Q4 2022



- The average offered hourly wage increases, on average, with the educational requirements of the offered position.

Average Offered Hourly Wage by Educational Requirements -- Q4 2022



The **job vacancy rate**, the number of job vacancies expressed as a percentage of labour demand (the sum of occupied and vacant jobs), decreased by 0.3 percentage points in Q4 of 2022 to 4.9%.

Job Vacancy & Wage Rate	Q4 2021	Q3 2022	Q4 2022	Q/Q % change	Y/Y %change
Job vacancies	20,330	22,960	21,700	-5.5%	+6.7%
Payroll employees	403,930	419,620	419,140	-0.1%	+3.8%
Job vacancy rate	4.8%	5.2%	4.9%	-0.3 points	+0.1 points
Average offered hourly wage	\$ 19.60	\$ 20.80	\$21.85	+5.0%	+11.5%

Source: Statistics Canada, Job Vacancy & Wage Survey, Table 14-10-0325-01, Unadjusted for Seasonality.