

Labour Market Information News

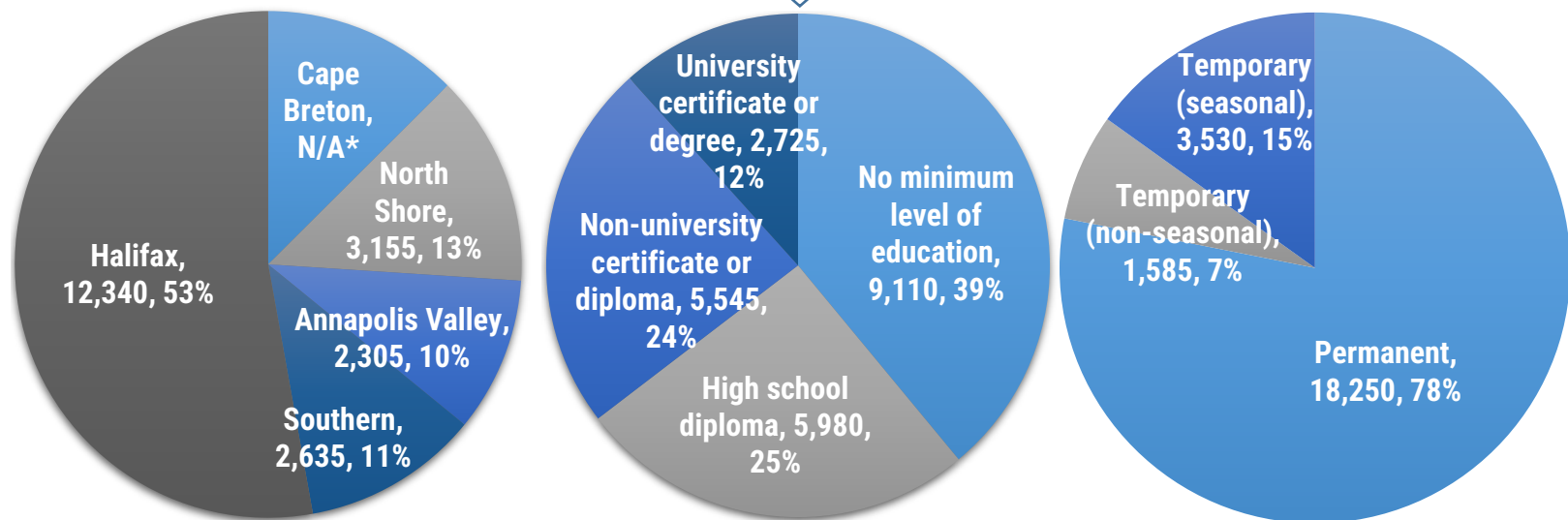
Published by the Department of Labour, Skills and Immigration

September 2022

Job Vacancy & Wage Survey, 2nd Quarter 2022 Nova Scotia Highlights

The number of job vacancies in Nova Scotia increased by 27.1% to 23,360 in Q2 of 2022. The vacancy rate is higher than one year ago (there were 15,355 vacancies in Q1 of 2021).

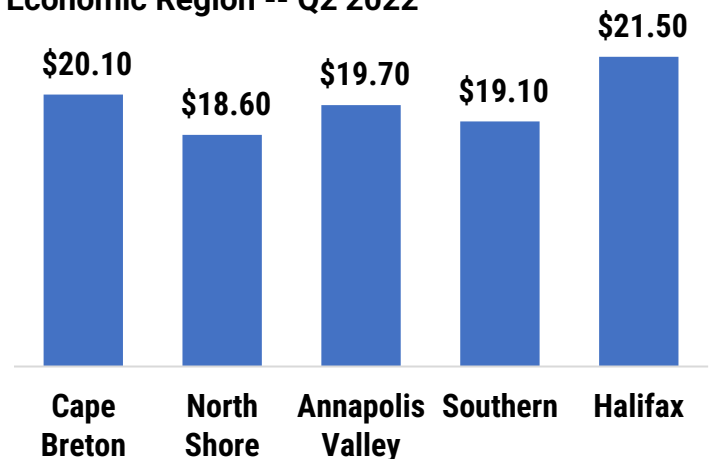
23,360 job vacancies in 2022 Q2



- **Job vacancies** in Q2 of 2022 in Nova Scotia increased by 4,985 (+27.1%) compared to last quarter. *Job vacancy counts were unavailable for the Cape Breton region in Q2 of 2022.


- The average offered **hourly wage** is \$20.50, down \$0.40 (-1.9%) compared to last quarter.
 - During the last quarter the only economic region that posted wage gains for vacant positions was the Annapolis Valley Region (+4.2%). The Southern Region fell the most (-3.5%), followed by the Cape Breton and North Shore regions (both -2.4%), and the Halifax Region (-2.1%).

Average Offered Hourly Wage by Economic Region -- Q2 2022



- The average offered hourly wage increases, on average, with the educational requirements of the offered position.

Average Offered Hourly Wage by Educational Requirements -- Q2 2022



The **job vacancy rate**, the number of job vacancies expressed as a percentage of labour demand (the sum of occupied and vacant jobs), increased by a full percentage point (+1.0) in Q2 of 2022 to 5.4%.

Job Vacancy & Wage Rate	Q2 2021	Q1 2022	Q2 2022	Q/Q % change	Y/Y %change
Job vacancies	15,355	18,375	23,360	27.1%	52.1%
Payroll employees	385,710	395,770	406,950	2.8%	5.5%
Job vacancy rate	3.8%	4.4%	5.4%	+1.0 points	+1.6 points
Average offered hourly wage	\$ 19.65	\$ 20.90	\$20.50	-1.9%	4.3%

Source: Statistics Canada, Job Vacancy & Wage Survey, Table 14-10-0325-01, Unadjusted for Seasonality.