

Labour Market Information News

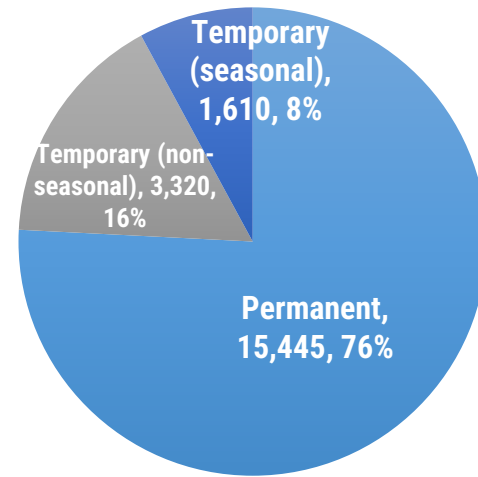
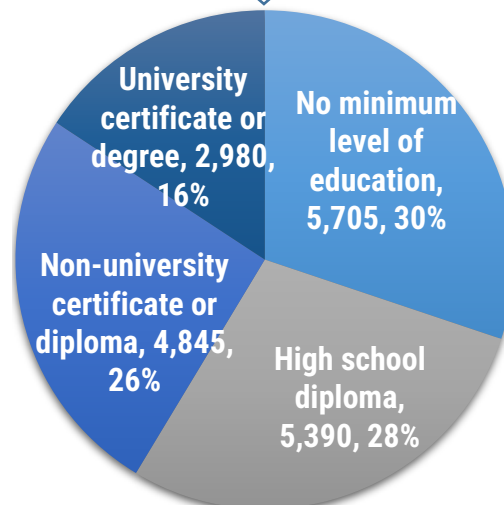
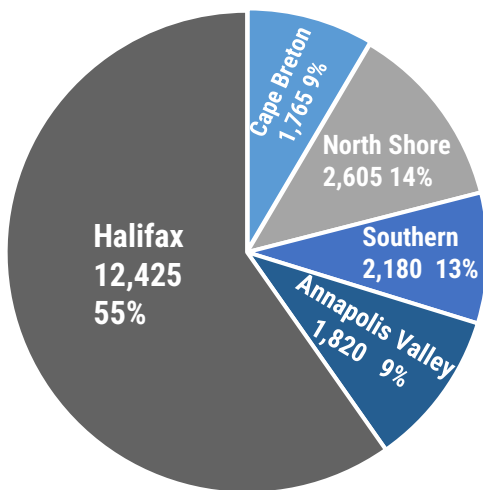
Published by the Department of Labour, Skills and Immigration

June 2023

Job Vacancy & Wage Survey, 1st Quarter 2023 Nova Scotia Highlights

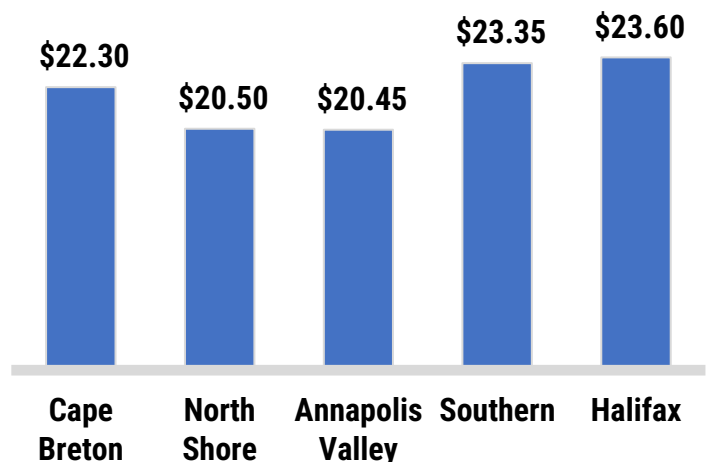
The number of job vacancies in Nova Scotia decreased by 13.5% to 18,765 in Q1 of 2023. The vacancy rate is the same as one year ago (there were 18,375 vacancies in Q1 of 2022).

18,765 job vacancies in 2023 Q1




- **Job vacancies** in Q1 of 2023 in Nova Scotia decreased by 2,935 (-13.5%) compared to last quarter of 2022.
- The average offered **hourly wage** is \$22.75, up \$0.9 (+4.1%) compared to last quarter of 2022.
 - During Q1 of 2023, all economic regions except Cape Breton and Annapolis Valley posted wage gains for vacant positions. The highest increase was in the Southern region (+16.8%), followed by the North Shore (+6.2%), and Halifax (+4.7%).

Average Offered Hourly Wage by Economic Region -- Q1 2023



- The average offered hourly wage increases, on average, with the educational requirements of the offered position.



The **job vacancy rate**, the number of job vacancies expressed as a percentage of labour demand (the sum of occupied and vacant jobs), decreased by 0.5 percentage points in Q1 of 2023 to 4.4%.

Job Vacancy & Wage Rate	Q1 2022	Q4 2022	Q1 2023	Q/Q % change	Y/Y %change
Job vacancies	18,375	21,700	18,765	-13.5%	+2.1%
Payroll employees	395,770	419,140	412,560	-1.6%	+4.2%
Job vacancy rate	4.4%	4.9%	4.4%	-0.5 points	0.0 points
Average offered hourly wage	\$ 20.90	\$ 21.85	\$22.75	+4.1%	+8.9%

Source: Statistics Canada, Job Vacancy & Wage Survey, Table 14-10-0325-01, Unadjusted for Seasonality.